

# FY 2022-23 ANNUAL BUDGET

---



*Harris County Courthouse*

**HARRIS COUNTY, GEORGIA**

# FY 2022-23 ANNUAL BUDGET

---



## BOARD OF COUNTY COMMISSIONERS

Andrew Zuerner, Chairman  
Rob Grant, Vice-Chairman  
Susan Andrews, Commissioner  
Bobby Irions, Commissioner  
Becky Langston, Commissioner

---

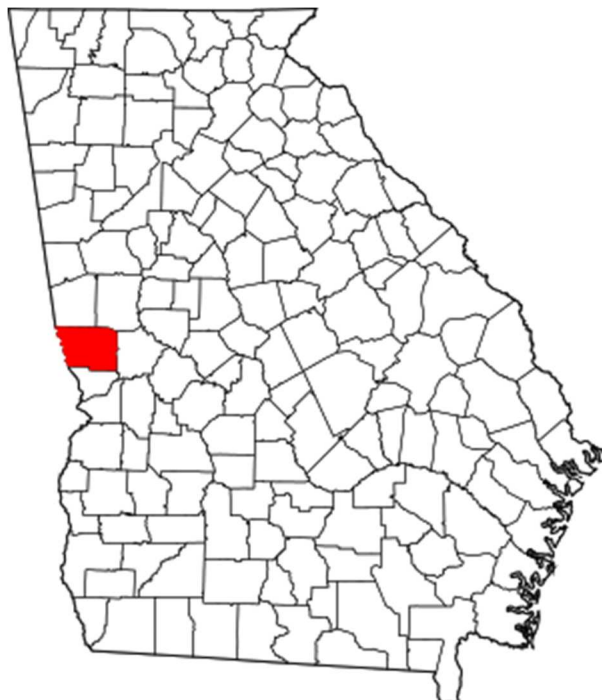
Randall Dowling, County Manager  
Andrea Dzioba, County Clerk  
Clint Chastain, Chief Financial Officer  
Christy Searcy, Finance Department  
Kris Summerall, Human Resources

# **HARRIS COUNTY BOARD OF COMMISSIONERS**

---



*From Left to Right: Rob Grant, Becky Langston, Andrew Zuerner, Susan Andrews, and Bobby Irions*



# TABLE OF CONTENTS

---

FY 2021-22 Accomplishments .....	1
Harris County History .....	4
Harris County Organization .....	5
FY 2022-23 Budget Calendar .....	6
FY 2022-23 Budget Resolution .....	7
Budget Message .....	9

## GENERAL FUND

<b>General Fund Revenues and Summary of Expenditures .....</b>	<b>23</b>
--	-----------

### General Fund Departmental Budgets

Administration .....	29
Animal Control .....	31
Board of Commissioners .....	33
Board of Elections & Registration .....	35
Board of Equalization .....	37
Clerk of Superior Court .....	39
Community Center .....	41
Community Development .....	44
Coroner .....	46
District Attorney .....	48
Emergency Medical Services .....	50
Extension Service .....	53
Facilities Maintenance .....	55
Information Technology .....	58
Jail .....	60
Magistrate Court .....	62
Non-Departmental.....	64
Prison .....	66
Probate Court .....	69
Public Works .....	71
Recreation .....	74
Sheriff's Office .....	77
Superior Court .....	79
Tax Assessor .....	81
Tax Commissioner .....	83
Vehicle Maintenance .....	85
Volunteer Fire Departments .....	87

### Outside Agencies

Georgia Division of Family & Children Services .....	89-90
New Horizon Community Service Board .....	89-90
Senior Citizens Center .....	89-90
Health Department .....	89-90
Troup-Harris Regional Library .....	89-90
Development Authority.....	89-90

# TABLE OF CONTENTS

---

## SPECIAL REVENUE FUNDS

CARES/ARP Act Grant Fund.....	91
Confiscated Assets Fund.....	93
County Jail Fund .....	95
County Law Library Fund .....	97
Drug Abuse Treatment & Education Fund .....	99
Emergency Telephone System Fund .....	101
Hotel/Motel Tax Fund .....	105
Local Victim Assistance Program Fund.....	107

## CAPITAL PROJECT FUNDS

Public Improvements Authority Fund.....	109
SPLOST-2014 Fund ( <i>closed</i> ) .....	111
TSPLOST-2013 Fund .....	114
SPLOST-2019 Fund .....	116
TSPLOST-2023 Fund .....	119
Economic Development Project Fund .....	121
Rails to Trails Project Fund .....	123

## DEBT SERVICE FUND

Callaway Conservation Easement Fund ( <i>closed</i> ).....	125
--	-----

## ENTERPRISE FUNDS

Airport Fund .....	127
Solid Waste Fund .....	132
Water Works Fund .....	137

## LONG TERM DEBT SCHEDULE .....

145

## STATISTICAL INFORMATION

County Employees by Type .....	148
County Population Graph .....	149
Total County Tax Digest Value Graph .....	150
Total County Taxes Levied Graph .....	151
Millage Rate History Graph .....	152
Audited Expense of the General Fund, Solid Waste Fund, and the Water Works Fund.....	153
Unrestricted Fund Balances of the General Fund, Solid Waste Fund, and Water Works Fund History Graph.....	154
LOST Collection Graph .....	155
SPLOST-2019 Collection Graph .....	156
TSPLOST-2013 Collection Graph.....	157
Single Family Home Building Permit Issuance Graph .....	158
Solid Waste Tonnage Disposal Graph .....	159
Water Works Active Customers Graph.....	160
Historical Average Inflation Rates and County COLA Rates Graph.....	161
Top Ten Property Taxpayers .....	162
Georgia's Median Household Income by County .....	162
Georgia's Per Capita Income by County.....	162
Neighboring and Similar County Unincorporated Millage Rates and Sales Tax Rates Comparison .....	163

# TABLE OF CONTENTS

---

## FEE SCHEDULES

Agriculture Building Rental .....	164
Airport .....	165
Animal Control .....	166
Community Center .....	167
Community Development	
Alcohol Beverages License.....	168
Building Permits .....	169
Business Licenses .....	171
Planning & Zoning .....	172
Ellerslie Park Rentals .....	173
Emergency Medical Services .....	174
Miscellaneous .....	175
Public Works .....	176
Solid Waste .....	177
Water Works .....	179



*Lakeside Pavilion at Ellerslie Park  
(for rental)*

# **FY 2021-22 ACCOMPLISHMENTS**

---

1. Purchased replacement vehicles and equipment for various departments including a backhoe and skid steer for Public Works, forklift for the Airport, roll-off truck and wheel loader for Solid Waste, and two used ambulances for EMS.
2. Installed a replacement telephone system for the Prison, Public Works, NRSC Office, Facility Maintenance, Vehicle Maintenance, and Water Works.
3. Resurfaced three county roads including Trammell Mill Road, Calhoun Road, and Copeland Road, a distance of 7.2 miles, using state LMIG funds and TSPLOST funds.
4. Patched seven county roads due to pipe replacements including Crabapple Loop, Franklin Creek, Gateway Drive, Oakridge Drive, Little Bear Drive, Mountain Lake Court, and Sweetwater Drive using TSPLOST funds.
5. Removed the old 10,000 gallon underground diesel fuel storage tank since the county converted to the WEX fuel card system.
6. Completed Phase IV of the Man O' War Railroad Recreation Trail from the Mountain Creek Inn to the Callaway Country Store, distance of 1.5 miles, including the renovation of the railroad bridge over U.S. 27 using TSPLOST funds.
7. Designed and began construction of Phase V of the Man O' War Railroad Recreation Trail from the Callaway Country Store to the southside of Hamilton, a distance of 5.4 miles using TSPLOST funds.
8. Completed Phase I of Eilerslie Park consisting of land clearing, underground utilities, turn lanes, internal gravel roads, entrance gates, fencing, lake fountain, loop trails around the two lakes, fishing dock, maintenance building, interior lodge improvements, sidewalk, lakeside pavilion, playground, directional signage, and improvements to the health of the two lakes.
9. Completed the renovation of the old library to use as a community medical clinic using donated funds, federal ARP funds, and SPLOST-2019 funds.
10. Completed the roof replacement at the County Prison.
11. Began Phase I of the renovation to the courthouse consisting of replacing the roof of the entire building, replacing storm windows, replacing the HVAC system, repairing the front balcony and canopies, painting the exterior, and investigating other issues using SPLOST-2019 and ARP funds.
12. Began the design of a new EMS/VFD station in the Northwest Harris Business Park.
13. Began the design of improvements to the Northwest Harris Business Park including a pad ready site and construction of a connecting road using a One Georgia grant and county funds.
14. Upgraded the airport's main antenna to have longer range coverage to communicate with aircraft.

# FY 2021-22 ACCOMPLISHMENTS

---

15. Updated the airport's five-year capital improvement plan.
16. Completed the design and began construction of a new Solid Waste facility.
17. Completed the water meter replacement project using a GEFA loan.
18. Completed the design and began construction of a replacement Water Works Administration Building.
19. Began a five-year master plan for the Water Works Department to guide future growth.
20. Accepted and implemented a \$3.4M federal American Rescue Plan (ARP) Act grant to fund various capital projects including installing glass partitions in courtrooms, increasing holding cells at the jail, installing a replacement HVAC system in the old library that was renovated into a community medical clinic operated by a third party, installing a replacement HVAC system in the courthouse, paying employees premium pay, designing a new elevated water tank on SR 315 near I-185, installing water lines at the airport, Sky Meadow subdivision, and Green Drive, and partnering with Diverse Power EMC to install broadband infrastructure within the county. In addition, received the second installment of ARP funds totaling \$3,422,000.
21. Submitted and received approval of four transportation improvement projects for inclusion in the May 24, 2022 TSPLOST continuation referendum by the River Valley Regional Commission Round Table. The four projects were \$4,000,000 for intersection improvements at SR 315/219/Goat Rock Road, \$7,000,000 for SR 315 improvements from Hart Drive to Hamilton Mulberry Grove Road, \$5,000,000 to continue the Man O' War Railroad Recreation Trail, and \$800,000 for intersection improvements at U.S. 27 Alternate (Manchester Expressway) and Central Church Road. These four projects are in addition to a formula allocation of about \$100,000 per month for local transportation projects.
22. Began and completed a records retention program consisting of inventorying and legally destroying over 1,500 boxes of old county records and storing the remaining records at an old school building with climate control and security under an intergovernmental agreement with the Board of Education.
23. The county and its development were spotlighted in the May issue of Georgia Trend magazine.
24. Won a Georgia Trend/ACCG 2022 Georgia County Excellence Award for the Man O' War Railroad Recreation Trail.
25. Completed the update to the county's land use codes and created a modern Unified Development Code (UDC). A small part of the UDC was the implementation of a speed table program as a traffic calming measure.
26. Began and continued the year long process to prepare an impact fee study for parks and recreation needs and public safety needs to determine if impact fees are feasible for the county.
27. Began the federally required local redistricting process and had the state approve a new commission district map based on the 2020 U.S. census.



# FY 2021-22 ACCOMPLISHMENTS

---

28. Introduced and received approval of local legislation during the 2022 General Assembly to have the county become a member of the Lower Chattahoochee Regional Transit Authority (LCRTA) so this authority can operate a GDOT 5311 rural public transportation program on the county's behalf.
29. Began Local Option Sales Tax (LOST) negotiations with the five cities located within the county as required by the state every ten years to determine the distribution of the one cent sales tax.
30. Enhanced the employees' defined benefit and defined contribution retirement plans effective July 1, 2022.
31. Issued over 250 single family building permits.
32. Collected, transported, and disposed of over 19,000 tons of solid waste.
33. Conducted quarterly retreats to discuss and plan future county goals.
34. Continued to respond to and successfully navigate the COVID-19 global pandemic and kept the county and its employees safe and protected.



*ACCG/Georgia Trend 2022 County of Excellence Award  
for the Man O' War Railroad Recreation Trail*

# HARRIS COUNTY HISTORY

---

Long before Harris County came into existence, the area played an important part of Creek Indian affairs. William McIntosh played an important role in the affairs of Georgia. He was the son of British Army officer and cousin of Georgia Governor George M. Troup. McIntosh, from Creek Indian decent, rose from obscurity and became leader of the Lower Creek Indians. He was awarded the rank of Brigadier General in the U.S. Army due to his friendly demeanor toward the Americans during the War of 1812. McIntosh's greatest service to Georgia was his influence in getting the Lower Creek Indians to assent to the famous treaty of Indian Springs during 1825 which opened land for settlement which became Muscogee County and later a part of Harris County. By the Treaty of Indian Springs, Indian lands were ceded to Georgia and the Creek Indians moved across the Chattahoochee River to Alabama.

Harris County was created during December 1827 by an act of the Georgia General Assembly and assented to by Governor John Forsyth. The county was formed from portions of Muscogee and Troup counties. Georgia's 71st county, with an area of 465 square miles, was named for Charles Harris (1772-1827), a distinguished Savannah attorney who was born in England, educated in France, and immigrated to the United States in 1788 at the age of 16. He traveled to Savannah to study law. While living in Savannah, he served as mayor of the city. Mr. Harris died on March 13, 1827 and is buried in the old Colonial Cemetery in Savannah.

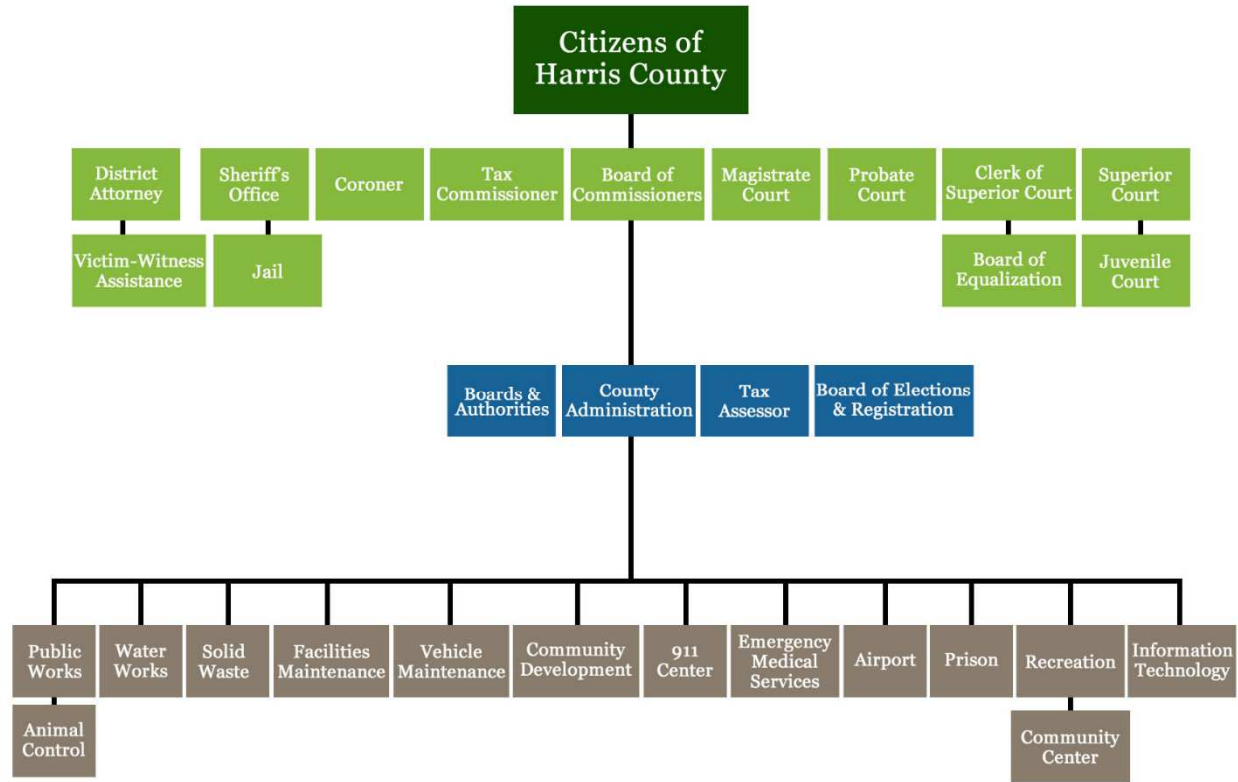
Harris County built its first courthouse in 1831 in Hamilton, the county seat that was incorporated in December 1828. The present courthouse was planned and a construction contract for \$35,000 was let on October 7, 1907, the cornerstone made of white Tennessee marble was laid on January 25, 1908, the building was formally accepted on May 22, 1908, and the first court was conducted in the new courthouse on June 1, 1908. The courthouse was renovated during 1986-87 to include new electrical wiring, ceilings, roof, insulation, HVAC systems, handicap access, storm windows, carpeting, paint, and new telephone system. A new courthouse wing consisting of an additional 25,000 square feet was added during 1998-99. The main courtroom in the 1908 courthouse was renovated during 2002.



Harris County is also notable for being the first county in Georgia to have a commission form of government and having a U.S. Navy ship named for the county. During 1869, the Georgia General Assembly approved a local act creating a three-member Board of Commissioners of Roads and Revenues with more counties using this form of government in subsequent years. Today, the county has a commission-manager form of government whereby the elected and part-time Board of Commissioners appoints a full-time county manager to run the day-to-day operations of the county government. The USNS *Harris County* was built and commissioned during 1944 as a tank landing ship for World War II. The 328-foot diesel powered ship with a complement of 8-10 officers and 89-100 enlisted men and a troop capacity of 130 participated in the Battle of Okinawa during April 1945 and saw action in the Korean War from 1950 to 1953 and the Vietnam War during 1954. The ship was also used in Arctic operations from 1955 to 1956 and Pacific Ocean operations from 1956 to 1976 when it was sold to the Philippine Navy during September 1976 and renamed the *Aurora*. During the 1980s, the ship was decommissioned from the Philippine Navy and probably sold for scrap.

Harris County has retained its rural charm throughout the years and is home to Callaway Gardens, F.D. Roosevelt State Park, Lake Harding, and many other recreational amenities.

# HARRIS COUNTY ORGANIZATION



	Elected Officials
	Appointed Officials
	Department Heads

# **FY 2022-23 BUDGET CALENDAR**

---

February 2022	Board of Commissioners conducts budget retreat to outline the general goals for the upcoming fiscal year.
March 1, 2022	Budget instructions sent to department directors, elected officials, and outside agencies.
March 18, 2022	All budget information is submitted to the County Manager.
March 21-25, 2022	County Manager and Finance Director meet with department directors, elected officials, and outside agencies to review and discuss their budget requests.
March 28-April 29, 2022	County Manager and Finance Director compile all budget requests and other budget information to prepare the proposed budget.
May 3, 2022	Proposed budget submitted to the Board of Commissioners (included in agenda package) and budget workshop #1.  Copy of proposed budget displayed in the County Administration Building and on the county's web site.  Copy of proposed budget sent to the Harris County Journal.
May 17, 24, & June 7, 2022	Budget workshops #2, #3, and #4 conducted with the Board of Commissioners and county staff to discuss the proposed budget.
May 5,12,19 & 26, 2022	Newspaper advertisement notifying the public that the proposed budget is available for review and the time and date of the budget public hearings.
June 7, 2022	Budget public hearing #1 to obtain citizen comments (during commission meeting).
June 2 & 9, 2022	Newspaper advertisement notifying the public that the proposed budget is available for review and the time and date of the adoption of the budget resolution.
June 21, 2022	Budget public hearing #2 and adoption of the budget resolution (during commission meeting).
July 1, 2022	FY 2022-23 budget in effect through June 30, 2023.

# FY 2022-23 BUDGET RESOLUTION

**WHEREAS**, the county's fiscal year begins July 1 and ends June 30, and

**WHEREAS**, state law requires that each county operate under a balanced budget adopted by ordinance or resolution, and

**WHEREAS**, the annual budget can be amended during the fiscal year to adapt to changing governmental needs, and

**WHEREAS**, county staff prepared a proposed balanced budget stating the anticipated revenues by source and expenditures by department for the proposed fiscal year, the current fiscal year, as well as the previous fiscal year, and

**WHEREAS**, the County Manager submitted the proposed budget to the Board of Commissioners on May 3, 2022, displayed a copy of the proposed budget in the County Administration Office and on the county's website for public review, and provided the Harris County Journal, the county's legal organ, with a copy of the proposed budget, and

**WHEREAS**, county staff notified the public, through a newspaper advertisement and county web site announcement, that the proposed budget is available for review at the County Administration Office and on the county's website and the time and day of the budget public hearings, and

**WHEREAS**, the Board of County Commissioners conducted public hearings on June 7 and June 21, 2022 to discuss the proposed budget, and

**WHEREAS**, county staff notified the public, through a newspaper advertisement and county web site announcement, of the adoption of the proposed budget, and

**WHEREAS**, the Board of Commissioners adopted the budget resolution on June 21, 2022 as follows:

General Fund Expenditures	\$34,360,032
Special Revenue Fund Expenditures	\$ 8,053,500
Capital Project Fund Expenditures	\$16,943,392
Enterprise Fund Expenditures	\$15,532,109
<u>Less Interfund Transfers</u>	<u>\$ (6,539,550)</u>
Total Annual Budget	\$68,349,483

**THEREFORE, BE IT RESOLVED**, that the Board of County Commissioners hereby adopts the FY 2022-23 annual budget as provided herein.

**THEREFORE, BE IT FURTHER RESOLVED**, that it is anticipated that the Insurance Premium Tax will be collected at a rate of \$2,175,000 and in accordance with O.C.G.A. 33-8-8.3, that amount shall be separated from other funds and shall be expended as follows:

Service	FY 2022-23 Budgeted Expenditures	FY 2022-23 Budgeted Revenues	Insurance Premium Tax	Other General Fund Revenues
EMS	6,141,159	900,000	1,579,050	3,662,109
Vol. Fire Dept.	482,210	0	123,975	358,235
<u>E-911</u>	<u>1,831,900</u>	<u>745,250</u>	<u>471,975</u>	<u>614,675</u>
Total	8,455,269	1,645,250	2,175,000	4,635,019

# **FY 2022-23 BUDGET RESOLUTION**

---

**SO RESOLVED** THIS 21st day of June, 2022.

\_\_\_\_\_  
Andrew Zuerner, Chairman

\_\_\_\_\_  
Rob Grant, Vice-Chairman

\_\_\_\_\_  
Susan Andrews, Commissioner

\_\_\_\_\_  
Bobby Irions, Commissioner

\_\_\_\_\_  
Becky Langston, Commissioner

# HARRIS COUNTY, GEORGIA

## MEMORANDUM

To: Board of County Commissioners  
Subject: FY 2022-23 Proposed Annual Budget  
Date: May 3, 2022

---

Presented herewith in accordance with section 36-81-(1-6) of the Official Code of Georgia Annotated is the FY 2022-23 proposed annual budget. This budget represents the proposed plan for providing needed county services for the upcoming fiscal year that begins July 1, 2022 and ends June 30, 2023. The proposed budget contains the collective input from all county department directors, elected officials, and outside agencies.

The budget message that follows touches on several topics including the current local economic climate that this budget was prepared, a budget overview of all funds/departments and their major or new expenses that are being proposed for the upcoming fiscal year, interfund transfers, FY 2022-23 capital projects that are being proposed, FY 2021-22 items that were approved and ordered but have not been delivered due to supply chain issues that need to be carried forward in next year's budget, the county manager's proposed budget reductions, long term debt schedule, a host of relevant statistical information to show historical economic trends, an explanation of how the approved budget can be amended during the fiscal year to meet changing governmental needs, and a predicted outlook for FY 2023-24.

### **Current Local Economic Climate**

The FY 2022-23 proposed budget was prepared during uncertain economic times with the continuation of the COVID-19 global pandemic, high inflation rates, global supply chain issues, labor shortages, and generally high prices. Also, during this time, local sales tax collections and property values have increased. The sales tax collection increase is due primarily to recent state law changes that captured sales taxes on internet purchases that are delivered locally. The property value increase is based on actual property sales data. This high level of uncertainty combined with the following current local and national economic statistics were considered when preparing this proposed budget:

- The county's population increased from 32,024 in 2010 to 35,626 in 2021, an increase of 11.2%. From 2020 to 2021, the population increased from 34,668 to 35,626, an increase of 2.8%.
- The county's single-family home building permits and their values have been increasing over the previous several years. The county is consistently issuing over 230 building permits per year for new single-family homes.
- The county's solid waste tonnage collections have been increasing over the previous several years. The county is now collecting about 19,500 tons of solid waste per year as compared to 18,722 tons during the previous fiscal year, an increase of 4.2%.
- Water Works active customers have been increasing over the previous several years. This department is now servicing about 9,200 customers per year as compared to 8,876 customers during the previous fiscal year, an increase of 3.6%.

# BUDGET MESSAGE

---

## **Current Local Economic Climate** *(continued)*

- Sales tax collections including LOST, SPLOST, and TSPLOST have all been increasing for the previous few years.
- Since 2015, the county's tax digest value has been increasing. The tax digest increased from \$1,343,896,008 in 2020 to \$1,406,194,451 in 2021, an increase of 4.6%. The 2022 tax digest value is projected to increase an additional 5% to 6% based on recent property sales.
- Since 2018, the county's unrestricted General Fund fund balance has been increasing. This fund balance increased from \$16,331,486 in 2020 to \$20,330,335 in 2021, an increase of 24%. The 2022 unrestricted fund balance is projected to increase about \$2,000,000+/-.
- The county's property tax millage rate of 6.14 has remained unchanged since 2008. The millage rate was increased to 8.64 in 2017, decreased to 8.63 in 2018, and increased again to 9.38 in 2019. Since 2019, the tax millage rate has remained stable at 9.38.
- The county has the 7<sup>th</sup> highest median household income and the 8<sup>th</sup> highest per capita income as compared to the other 159 Georgia counties.
- The current local unemployment rate is 2.7% as compared to the state rate of 3.1% and the national rate of 3.6%.
- The national rate of inflation has been low for several years averaging about 1.3% in 2016, 2.1% in 2017, 2.4% in 2018, 1.8% in 2019, and 1.2% in 2020. However, during 2021, the national rate of inflation jumped to 4.7% and further increased to 7.9% for the first quarter of 2022.

## **Budget Overview**

The county's all-fund proposed budget for FY 2022-23 totals \$61,804,382, an increase of \$11,251,850 (22.2%) from the previous fiscal year's amended budget. The proposed budget contains a 5.5% cost-of-living-allowance effective July 1, 2022 and a 1% longevity allowance effective on the employee's anniversary month at a cost of approximately \$1,300,000. To keep the employee health care cost as reasonable as possible, the county's health care broker sought competitive proposals. Based on that process, the insurance carrier and county staff are recommending to change from Cigna to United Health Care with minimal plan changes including different prescription co-pays, bundling of health, dental, and vision all under United Health Care, a reduction of the employee deductible from \$6,600 to \$1,000 for individual/\$13,200 to \$3,000 for family rather than using the health reimbursement arrangement (HRA) to accomplish that goal (\$120,000 savings), and payment of cash benefits to employees when they have a medical crisis. Changing health care companies with the above changes is the same as the Cigna renewal without lowering the employee deductible, an 8% increase. In addition, dependent health coverage is budgeted to be about 60%. Lastly, the employee defined benefit (DB) and defined contribution (DC) retirement plans have been enhanced and will take effect on July 1, 2022 at a cost of approximately \$400,000 depending on usage. The proposed budget does not contain a millage rate increase but assumes the millage rate will not be rolled back. The entire budget, which is prepared on a cash basis of accounting as opposed to the modified accrual basis that the annual audit is prepared, is detailed by Fund as follows:



# BUDGET MESSAGE

---

## Budget Overview

### **General Fund**

The General Fund totals \$33,144,873, an increase of \$5,837,983 (21.3%) from the previous fiscal year's amended budget. This increase is being funded primarily with General Fund reserves. Listed below, by department, are the major or new expenses that are being proposed for the upcoming fiscal year.

#### Administration

- \$9,200 for the finance software HR module that will allow on-line job applications, on-line onboarding processes, and more electronic HR functions.
- \$5,000 to continue to update the county's website.
- \$9,500 for two replacement computers, fireproof filing cabinet, and 12 replacement conference room chairs.

#### Animal Control

- \$53,020 (salary and benefits) to hire a new full-time Animal Control Officer to satisfy service demands.

#### Board of Elections & Registration

- For FY 2022-23, only one election is scheduled to occur – the general election during November and a possible runoff election during December.
- \$45,000 to hire poll workers and other workers to assist in the one election.
- \$3,800 for a laptop computer, desktop computer, and cordless telephone.
- \$4,500 for two signs, one at the building and one directional sign on U.S. 27.

#### Community Center

- \$51,220 (salary and benefits) for a new full-time Program Coordinator position to assist in operating the center.
- \$31,000 to conduct various classes with instructors such as fitness classes, swimming classes, summer camps, and day camps at the center.
- 10,000 for replacement computers, replacement chairs and tables, and other equipment.
- \$40,000 for a new exterior playground at the center.
- \$500,000 to replace the aged dehumidification system.
- \$50,000 to install a new electric basketball goal winch.

#### Community Development

- \$45,000 to continue the services of the professional community planner under a contractual arrangement to coordinate and work with staff, assist the planning commission, meet with developers, and implement the updated land use codes for about 48 hours per month.
- \$7,500 for a new cash register, filing cabinets, truck toolbox, and computer.

# BUDGET MESSAGE

---

## Budget Overview

### **General Fund**

#### Coroner

- The coroner's salary for Harris County is specifically set by local legislation. The last time the coroner's salary was set was during the 2008 General Assembly at \$12,000 per year and became effective on January 1, 2009. The coroner is requesting the Board to request the county's local legislative delegation to introduce local legislation to increase his salary during the 2023 session of the General Assembly. The Coroner's specific request is to implement the proposed state law that was introduced during the 2022 General Assembly but did not receive a vote by granting him a minimum salary of \$35,000 based on the proposed county population categories, allowing this elected official to select a method of compensating the deputy coroners, receiving all annual state granted COLAs that are applicable to all other elected officials, be categorized as a full-time employee, receive standard county benefits given to other elected officials, granting a 5% increase after completing each four year term of office, and having the county provide necessary office equipment (not in budget).

#### Emergency Medical Services

- \$35,000 for construction administration for the new EMS/VFD facility located in the Northwest Harris Business Park.
- \$3,000,000 for a new EMS/VFD facility located in the Northwest Harris Business Park.
- The EMS fee schedule is recommended to be updated.

#### Facility Maintenance

- \$58,000 for a replacement utility truck.

#### Jail

- \$42,500 for a replacement locking system for the cell doors

#### Magistrate Court

- \$11,000 (salary and benefits) for the Chief Magistrate Court judge to appoint the Probate Court judge as part-time magistrate to fill in as needed in accordance with O.C.G.A. 15-9-63.

#### Non-Departmental

- \$26,800 for the City of West Point to maintain the rights-of-way and main entrances at the Northwest Harris Business Park on a contractual basis.

#### Prison

- \$5,100 to replace the control room HVAC system.
- \$12,000 to replace 19 doubled stacked inmate lockers.
- \$18,000 for a replacement oven.

#### Probate Court

- \$26,100 (salary and benefits) for the Probate Court judge to appoint the Chief Magistrate Court judge as part-time associate Probate judge to fill in as needed in accordance with O.C.G.A. 15-9-2.

# BUDGET MESSAGE

---

## Budget Overview

### General Fund

#### Public Works

- \$35,000 for a consultant to professionally prepare a five-year road and bridge master plan to guide future growth.
- \$812,000 for the annual LMIG resurfacing program (10% required state match and overage amount are located in the TSPLOST Fund).
- \$8,500 for a new skid steer broom attachment.
- \$128,000 for two replacement flatbed pick-up trucks and a new pick-up truck (from FY 2021-22).
- \$43,000 for two equipment trailers.
- \$8,200 for two additional radar traffic signs.

#### Recreation

- \$47,000 (salary and benefits) for an additional full-time park maintenance technician to assist at Ellerslie Park, the 21 mile long Man O' War Railroad Recreation Trail, and at other parks as necessary.
- \$35,000 for a consultant to professionally prepare a five-year parks and recreation master plan to guide future growth.
- \$500,000 to further develop Ellerslie Park by constructing a new pavilion with restrooms, two other small pavilions, large playground area with swings, in-ground slides, benches, and shade structures, additional fencing, 4,000 linear feet of additional dirt trails and a trailhead on the southside funded in part by a state grant, disk golf course, picnic tables, grills, trash cans, directional signage, and landscaping materials.
- \$75,000 for a new playground at Moultrie Park.
- \$10,000 for mowers/trailers.
- \$30,000 for a vehicle for the new position.
- \$72,000 for a new pick-up truck and replacement inmate van (from FY 2021-22).

#### Sheriff's Office

- \$244,000 (salary and benefits) for four additional full-time deputy sheriffs.
- \$30,000 for 12 security cameras to be installed at various locations throughout the county to mitigate crime.

#### Vehicle Maintenance

- \$11,000 for a replacement tire mount machine.
- \$48,000 for a replacement service truck (from FY 2021-22).

#### Volunteer Fire Departments

- \$47,168 to increase the annual operation stipend from \$13,894 to \$18,182 for each of the 10 volunteer fire departments and the city of West Point's paid fire department.
- \$1,710 to increase the annual operation stipend from \$3,800 to \$4,085 for each of the six volunteer substations.

# BUDGET MESSAGE

---

## Budget Overview

### **General Fund**

#### Outside Agencies

- \$36,132 to increase the Troup-Harris Regional Library supplement due to increases in material and labor costs.
- \$125,000 for the Development Authority to hire a full-time economic development professional supervised by the Development Authority to establish an office and promote and market the county.

### **Special Revenue Funds**

The eight Special Revenue Funds total \$4,607,900, a decrease of \$603,100 (-11.6%) from the previous fiscal year's amended budgets. The Special Revenue Funds consist of the CARES/ARP Act Grant Fund (\$2,559,900), Confiscated Assets Fund (\$15,000), County Jail Fund (\$70,000), County Law Library Fund (\$24,000), Drug Abuse Treatment & Education Fund (\$28,000), Emergency Telephone System Fund (\$1,691,900), Hotel/Motel Tax Fund (\$180,000), and the Local Victim Assistance Program Fund (\$39,100). Listed below, by Fund, are the major or new expenses that are being proposed for the upcoming fiscal year.

#### CARES/ARP Act Grant Fund

- \$105,000 to design an elevated water tank to be located near SR 315 and I-185. Construction of the elevated water tank is scheduled for late FY 2023-24.
- \$2,024,900 to replace the HVAC system at the courthouse to improve ventilation.
- \$430,000 to provide broadband in accordance with federal ARP Act regulations.

#### Emergency Telephone System Fund

- \$946,650 is needed from the General Fund to balance this budget.

### **Capital Project Funds**

The five Capital Project Funds total \$13,834,392, a decrease of \$986,120 (-6.6%%) from the previous fiscal year's amended budgets. The Capital Project Funds consist of the Public Improvements Authority Fund (\$1,356,780), TSPLOST-2013 Fund (\$1,814,000), SPLOST-2019 Fund (\$7,294,612), Economic Development Project Fund (\$1,805,000), and the Rails to Trails Project Fund (\$1,564,000). Listed below, by Fund, are the major or new expenses that are being proposed for the upcoming fiscal year.

#### TSPLOST-2013 Fund

- \$50,000 to fund the operations of a new GDOT 5311 rural public transportation program through a third-party provider.
- \$200,000 for the required 10% LMIG match and any bid overages, needed road patching, and needed road striping.
- \$1,564,000 transfer to the Rails to Trails Project Fund to construct Phase V of the Man O' War Railroad Recreation Trail an additional 5.42 miles from the Callaway Country Store to Hamilton.

# BUDGET MESSAGE

---

## Budget Overview

### Capital Project Funds

#### SPLOST-2019 Fund

- \$64,000 to design a new public works facility.
- \$265,000 for construction administration (architect and general contractor) for the courthouse renovation project.
- \$1,200,000 to construct a new public works facility.
- \$1,700,000 to partially renovate the courthouse (\$2,024,900 is included in the CARES/ARP Act Grant Fund for courthouse HVAC replacement).
- \$100,000 to partially renovate the Community Development building (primarily to replace the roof).
- \$80,000 to replace the generator at the 911 Center.
- \$28,000 for a new EMS extrication tool.
- \$21,000 for replacement EMS Lucas Devices (year 2 of a 4 year contract).
- \$27,000 to replace an EMS ambulance stretcher.
- \$166,667 for volunteer fire department equipment.
- \$21,000 for new EMS airbag kits.
- \$50,000 for radio core repeaters for 911 operations.
- \$939,400 for 14 (4 new and 10 replacement) Sheriff Office vehicles.
- \$42,000 to replace 53 sets of Sheriff's Office body armor.
- \$550,000 allocations to the cities for their projects.
- \$1,305,000 transfer to the Economic Development Project Fund to make improvements to the Northwest Harris Business Park including a pad ready site and construction of a connecting road.

#### Economic Development Project Fund

- \$20,000 to have a grant writer administer a previously received One Georgia grant and conduct final audits of the project.
- \$1,785,000 to make improvements to the Northwest Harris Business Park including a pad ready site and construction of a connecting road using a One Georgia grant and SPLOST-2019 funds.

#### Rails to Trails Project Fund

- \$64,000 to provide construction administration for Phase V of the Man O' War Railroad Recreation Trail using TSPLOST funds.
- \$1,500,000 to construct Phase V of the Man O' War Trail an additional 5.42 miles from the Callaway Country Store to Hamilton using TSPLOST funds.

# BUDGET MESSAGE

---

## Budget Overview

### **Enterprise Funds**

The three Enterprise Funds total \$15,502,167, an increase of \$5,576,735 (56.2%) from the previous fiscal year's amended budgets. The Enterprise Funds consist of the Airport Fund (\$1,156,094), Solid Waste Fund (\$3,995,050), and the Water Works Fund (\$10,351,023) (\$10,262,723 for Water Department and \$88,300 for Waste Water Department). Listed below, by Fund, are the major or new expenses that are being proposed for the upcoming fiscal year.

#### Airport Fund

- \$50,000 for the airport consultant to oversee the annual airport capital improvement program of runway lighting, airfield signage, and wind cone rehabilitation and AWOS replacement.
- \$450,000 to rehabilitate the runway lighting, airfield signage, and wind cone.
- \$68,274 to rejuvenate the apron/taxiways.
- \$165,000 to replace the AWOS system.
- The county will receive a \$619,524 reimbursement from GDOT for the above projects.
- The airport committee is recommending the Board construct 20 additional T-hangars to satisfy on-going demand at a cost of \$2,500,000 using debt financing over 20 years (not included in budget).
- \$113,070 is needed from the General Fund to balance this budget.

#### Solid Waste Fund

- \$20,000 for construction administration for the new solid waste facility.
- \$1,215,000 for a new solid waste facility and associated fixtures, pole barns for truck and equipment parking, washdown area, and a small restroom adjacent to the transfer station.
- \$120,000 for a replacement backhoe loader.
- \$331,000 for an additional wheel loader.
- Tipping fees that are paid to a private solid waste hauling company are anticipated to increase due to a variety of reasons including the expiration of a five-year contract that has low rates and ends on November 1, 2022, increase in solid waste collection amounts, and general increases in fuel and labor costs.

#### Water Works Fund

- \$15,000 for construction administration for the replacement administration facility.
- \$18,000 for construction administration for Hadley Road water line installation Phase II.
- \$30,000 to continue the preparation of a five-year water and sewer master plan to guide future growth.
- \$250,000 for construction administration for the U.S. 27 water line installation.
- \$1,560,000 for a replacement administration facility plus associated fixtures.
- \$2,500,000 to upgrade the U.S. 27 water line, a distance of 25,000 linear feet with a 12 inch ductile iron line and fire hydrants using a GEFA loan.
- \$300,000 to complete the Hadley Road water line project Phase II, a distance of 4,000 linear feet with an 8 inch PVC line and hydrants.
- A 10% water rate increase is being recommended beginning July 1, 2022 to fund various improvement projects.

# BUDGET MESSAGE

---

## Budget Overview

### Interfund Transfers

Interfund Transfers total \$5,284,950. These transfers include:

- \$946,650 transfer out from the General Fund to the Emergency Telephone System Fund to pay for a portion of 911 Center operations.
- \$113,070 transfer out from the General Fund to the Airport Fund to pay for a portion of airport operations.
- \$620,685 transfer out from the Water Works Fund to the Public Improvements Authority Fund to pay debt payments on the 2012 revenue bonds.
- \$1,564,000 transfer out from the TSPLOST-2013 Fund to the Rails to Trails Project Fund to continue the trail project an additional 5.4 miles from the Callaway Country Store to Hamilton.
- \$735,545 transfer out from the SPLOST-2019 Fund to the Public Improvements Authority Fund to pay debt payments for the Community Center.
- \$1,305,000 transfer out from the SPLOST-2019 Fund to the Economic Development Project Fund to make improvements to the Northwest Harris Business Park including a pad ready site and construction of a connecting road.

### FY 2022-23 Proposed Capital Projects *(included in budget)*

A capital item is any one item that cost \$5,000 or more and has a useful life of one year or more.

Department/Fund	Capital Item	Estimated Cost
<b>General Fund</b>		
Community Center	New Exterior Playground at the Center	\$40,000
Community Center	Replacement Dehumidification System	\$500,000
Community Center	New Electric Basketball Goal Winch	\$50,000
EMS	New EMS/VFD Facility	\$3,000,000
Facility Maintenance	Replacement Vehicle	\$58,000
Jail	Replacement Locking System	\$42,500
Prison	Replacement HVAC System for Control Room	\$5,100
Prison	Replacement Double Stacked Lockers	\$12,000
Prison	Replacement Kitchen Equipment	\$18,000
Public Works	Annual LMIG Resurfacing	\$812,000
Public Works	New Broom Attachment for Skid Steer	\$8,500
Public Works	Replacement Flatbed Trucks (2) and New Pick-up Truck (from FY 2021-22)	\$128,000
Public Works	New Equipment Trailers (2)	\$43,000
Public Works	New Radar Traffic Signs (2)	\$8,200
Recreation	Ellerslie Park Improvements	\$500,000
Recreation	New Playground for Moultrie Park	\$75,000
Recreation	New Mower/Trailer	\$10,000
Recreation	New Vehicle	\$30,000
Recreation	New Pick-Up Truck and Replacement Inmate Van (from FY 2021-22)	\$72,000
Superior Court	New Courtroom Audio and Visual Equipment	\$5,500
Vehicle Maintenance	Replacement Tire Mount Machine	\$11,000
Vehicle Maintenance	Replacement Service Truck (from FY 2021-22)	\$48,000

# BUDGET MESSAGE

## Budget Overview

### FY 2022-23 Proposed Capital Projects *(included in budget)*

Department/Fund	Capital Item	Estimated Cost
<b>Special Revenue Funds</b>		
CARES/ARP Act Grant	Courthouse HVAC	\$2,024,900
CARES/ARP Act Grant	Broadband	\$430,000
<b>Capital Project Funds</b>		
TSPLOST	LMIG 10% Match, Road Patching, Road Striping	\$200,000
TSPLOST	Phase V of Man O' War Railroad Recreation Trail	\$1,564,000
SPLOST-2019	New Public Works Facility	\$1,200,000
SPLOST-2019	Courthouse Renovations	\$1,700,000
SPLOST-2019	Community Development Building Renovations	\$100,000
SPLOST-2019	Replacement Generator for 911 Center	\$80,000
SPLOST-2019	New EMS Extrication Tool	\$28,000
SPLOST-2019	Replacement EMS Lucas Devices (year 2 of 4)	\$21,000
SPLOST-2019	Replacement Ambulance Stretcher for EMS	\$27,000
SPLOST-2019	VFD Equipment	\$166,667
SPLOST-2019	New EMS Airbag Kits	\$21,000
SPLOST-2019	Radio Core Repeaters (2) for 911	\$50,000
SPLOST-2019	New/Replacement Sheriff's Office Vehicle (14)	\$939,400
SPLOST-2019	Replacement Sheriff's Office Body Armor	\$42,000
SPLOST-2019/Grant	NWHBP Improvements	\$1,805,000
<b>Enterprise Funds</b>		
Airport/Grant	Runway Lighting, Airfield Signage, Wind Cone	\$450,000
Airport/Grant	AWOS Replacement	\$165,000
Airport/Grant	Apron/Taxiway Rejuvenation Project	\$68,274
Solid Waste	Replacement Transfer Station Building	\$1,215,000
Solid Waste	Replacement Backhoe Loader	\$120,000
Solid Waste	New Wheel Loader	\$331,000
Water Works	Replacement Administration Building	\$1,560,000
Water Works	General System/Plant Improvements	\$90,000
Water Works	Hadley Road Water Line (Phase II)	\$300,000
Water Works/GEFA Loan	U.S. 27 Water Line Upgrade	\$2,500,000
<b>Total Capital Projects</b>		<b>\$22,675,041</b>

### FY 2021-22 Items to Carry Over

The items below were included in the FY 2021-22 approved budget, ordered, but not yet delivered due to supply chain issues. These items will be carried over in the FY 2022-23 budget.

Department	Item	Cost
<b>General Fund</b>		
Public Works	Replacement Flatbed Pick-up Trucks (2)	\$92,000
Public Works	New Pick-up Truck	\$36,000
Recreation	New Pick-up Truck	\$36,000
Recreation	Replacement Inmate Van	\$36,000
Vehicle Maintenance	Replacement Service Truck	\$48,000
<b>Total Items to Carry Over</b>		<b>\$248,000</b>



# BUDGET MESSAGE

---

## Budget Overview

### **County Manager's Proposed Reductions**

To keep the cost of the proposed budget down and to balance the budget using the least amount of reserves as possible, the County Manager has already reduced departmental requests by \$750,158 in the General Fund, \$53,000 in the Emergency Telephone System Fund, \$99,796 in the Airport Fund, \$90,000 in the Solid Waste Fund, and \$40,000 in the Water Works Fund for a total of \$1,032,954 by recommending the following reductions:

#### Board of Elections

- \$29,700 (salary and benefits) was eliminated to move the part-time election worker to full-time status.

#### Community Center

- \$20,000 was eliminated to replace the floor covering in the community center's meeting room and classroom.

#### Community Development

- \$8,358 (salary and benefits) was eliminated for a requested salary adjustment for the Executive Assistant.

#### Coroner

- \$125,000 was eliminated for a morgue facility.

#### Emergency Medical Services

- \$50,000 was eliminated for a replacement supervisor's truck.

#### Facilities Maintenance

- \$4,600 was reduced in small equipment expenses to last year's level.

#### Information Technology

- \$110,000 (salary and benefits) was eliminated for two new full-time IT technicians.

#### Prison

- \$65,000 was eliminated for replacement boiler room pipes.

#### Probate Court

- \$500 was eliminated for food.

#### Public Works

- \$254,000 was eliminated for two replacement F-350 flatbed trucks and a replacement dump truck.

#### Vehicle Maintenance

- \$83,000 was eliminated for two replacement service trucks.

#### 911 Fund

- \$3,000 was reduced from travel expenses to last year's level.
- \$50,000 was eliminated to resurface the 911 Center's parking lot.

# BUDGET MESSAGE

---

## Budget Overview

### County Manager’s Proposed Reductions

#### Airport Fund

- \$47,296 (salary and benefits) was eliminated for a new full-time airport technician.
- \$45,000 was eliminated for a pole barn structure to park fuel trucks
- \$7,500 was eliminated for a tractor grooming mower attachment.

#### Solid Waste Fund

- \$90,000 was eliminated to pave the internal road at the transfer station.

#### Water Works Fund

- \$40,000 was eliminated for a replacement vehicle.

### Long Term Debt

The budget contains a debt schedule of all the county’s debt. Currently, the county has five forms of debt totaling \$12,389,941 (principal and interest). For FY 2022-23, debt payments will be \$1,652,766 (principal and interest).

### Statistical Information

The budget contains a host of relevant statistical information to show historical economic trends.

### Budget Amendments

After the annual budget is approved, it can be amended during the fiscal year to meet changing governmental needs by a majority vote of the Board in a public meeting to increase departmental appropriations using appropriate revenue sources such as reserves, awarded grants, or other sources.

### Looking Forward to FY 2023-24

Looking forward to next fiscal year, county staff is projecting another uncertain year due to the current global COVID-19 pandemic and that event’s unknown lingering effects including labor and material shortages, high rate of inflation, and supply chain issues. County staff will closely monitor sales tax collections, building permits issuance, hotel/motel tax revenue, alcohol beverage excise tax revenue, business license issuance, property tax collections, and the local unemployment rate and adjust county spending accordingly.

The preceding information is intended to provide the Board of Commissioners with a broad overview of the proposed budget, the major or new expenses that are contained in the proposed budget, and specific information regarding what was originally requested from each department and the county manager’s proposed reductions to achieve a balanced budget.

Respectively submitted,

*Randall Dowling*

County Manager

# BUDGET MESSAGE

---

## Budget Changes

The following changes were made to the FY 2022-23 proposed budget during the various budget work sessions and public hearings:

### General Fund

- \$26,500 was added to *revenue* for ½ of a new full-time Information Technology position that will be shared with Meriwether County.
- \$3,112 (salary and benefits) was added to Clerk of Superior Court for a \$2,500 supplement.
- \$21,000 was added to Community Center repairs and maintenance-equipment.
- \$22,000 was added to Community Center repair and maintenance-buildings.
- \$50,000 was *eliminated* for Community Center electric basketball goal winch.
- \$40,500 (salary and benefits) was added to Coroner for current salary and backpay.
- \$3,182 (salary and benefits) was added to Coroner for a \$2,500 supplement.
- \$32,878 (salary and benefits) was added to District Attorney's vacant ADA position.
- \$13,000 (salary and benefits) was added to District Attorney's ADA position.
- \$27,700 (salary and benefits) was added to Facilities Maintenance to reclass three positions.
- \$53,000 (salary and benefits) was added to Information Technology for a new full-time IT technician position to be shared with Meriwether County. County will be responsible for ½ the cost.
- \$3,112 (salary and benefits) was added to Magistrate Court for a \$2,500 supplement.
- \$48,000 was added to Non-Departmental for property and liability insurance to reflect the actual bill.
- \$3,112 (salary and benefits) was added to Probate Court for a \$2,500 supplement.
- \$150,000 was added to Public Works for a replacement dump truck.
- \$10,300 was added to Recreation for technical services for Ellerslie Park security systems.
- \$100,000 was added to Recreation repairs and maintenance-site for general repairs and to sod the game fields at the Soccer Complex.
- \$30,000 was added to Recreation for a replacement irrigation system for the Soccer Complex.
- \$20,000 was added to Recreation for replacement mowers.
- \$24,000 was added to Recreation for a new tractor.
- \$21,000 was added to Recreation to install fiber optic cable at Ellerslie Park for internet purposes.
- \$3,204 (salary and benefits) was added to Sheriff's Office for a \$2,500 supplement.
- \$3,112 (salary and benefits) was added to Tax Commissioner for a \$2,500 supplement.
- \$12,096 (salary and benefits) was added to Vehicle Maintenance to reclass the Assistant Director from grade 18 to 20.
- \$483,000 was added to Volunteer Fire Dept. to assist in constructing a new fire training facility.
- \$29,251 was added to Volunteer Fire Dept. to increase the operational stipend from \$18,182 to \$20,841 for the 11 fire departments.

Total General Fund: \$1,080,059

# BUDGET MESSAGE

---

## Budget Changes

### Special Revenue Funds

#### CARES/ARP Act Grant Fund

- \$3,422,000 was added to this Fund to accept the second installment of federal ARP funds to be used for specific purposes.

#### Emergency Telephone System Fund

- \$20,000 was added to update the 2017 Tusa evaluation study of the 911 radio system due to current operational issues. Funded by the General Fund.
- \$3,600 was added for property and liability insurance to reflect the actual bill. Funded by the General Fund.

### Capital Project Funds

#### SPLOST-2019 Fund

- \$167,000 was added to VFD equipment to construct a new fire training facility.

#### TSPLOST-2023 Fund

- \$650,000 was added to this newly created Fund to fund transportation projects due to the recent approval of the regional TSPLOST continuation referendum.

#### Rails to Trails Project Fund

- \$1,146,000 was added to design and construct Phase VI of the Man O' War Railroad Recreation Trail from Hamilton to Mulberry Creek, a distance of 3.15 miles. Funded by TSPLOST-2013.

### Enterprise Funds

#### Airport Fund

- \$85,000 was added to design 20 additional T-hangars. Funded by the General Fund.

#### Solid Waste Fund

- \$12,942 (salary & benefits) was added to reclass the Assistant Director from grade 18 to 20.
- \$7,000 was added for property and liability insurance to reflect the actual bill.
- \$58,000 was added for the new facility to reflect the actual bid.
- \$331,000 was *eliminated* for a replacement wheel loader.

#### Water Work Fund

- \$9,000 was added for property and liability insurance to reflect the actual bill.
- \$189,000 was added for the new building to reflect the actual bid.

Total All Other Funds: \$5,438,542

Total All Funds: \$6,518,601



## **GENERAL FUND**

The General Fund is used to account for all financial transactions of a general nature which are not accounted for in other funds. The General Fund is supported by revenues derived from taxes, licenses, permits, charges for services, fines, investments, and other sources. Services funded by the General Fund include general government, law enforcement, court system, and health and human services.

# GENERAL FUND REVENUES

## TAXES

Account Number	Revenue Description	FY 2020-21 Audited	FY 2021-22 Amended Budget	FY 2022-23 Department Requested Budget	FY 2022-23 Manager Proposed Budget	FY 2022-23 Commission Approved Budget
100-01-311100	Real Property-Current Year	12,531,551	12,800,000	13,700,000	13,700,000	13,700,000
100-01-311120	Timber	40,299	34,000	35,000	35,000	35,000
100-01-311200	Real Property-Prior Year	75,921	100,000	75,000	75,000	75,000
100-01-311310	Motor Vehicle	128,818	130,000	100,000	100,000	100,000
100-01-311315	Motor Vehicle-TAVT	2,495,194	2,200,000	2,454,366	2,454,366	2,454,366
100-01-311316	Motor Vehicle-AAVT	16,786	10,000	15,000	15,000	15,000
100-01-311320	Mobile Home	15,354	10,000	12,000	12,000	12,000
100-01-311340	Intangible	607,276	350,000	500,000	500,000	500,000
100-01-311350	Railroad Equipment	0	5,000	0	0	0
100-01-311600	Real Estate Transfer	229,290	150,000	220,000	220,000	220,000
100-01-311750	CATV Franchise Tax	169,787	150,000	140,000	140,000	140,000
100-01-313100	Local Option Sales Tax	2,643,321	2,147,043	2,600,000	2,600,000	2,600,000
100-01-314200	Alcoholic Beverage Excise	185,411	165,000	175,000	175,000	175,000
100-01-316100	Business & Occupation Taxes	73,947	65,000	70,000	70,000	70,000
100-01-316200	Insurance Premium Taxes	2,035,599	2,100,000	2,175,000	2,175,000	2,175,000
100-01-316300	Financial Institution Taxes	23,872	20,000	25,000	25,000	25,000
100-01-319000	Penalties and Interest	261,178	281,000	250,000	250,000	250,000
100-01-319500	Fi fa	37,163	30,000	30,000	30,000	30,000
<b>Total Taxes</b>		<b>21,570,767</b>	<b>20,747,043</b>	<b>22,576,366</b>	<b>22,576,366</b>	<b>22,576,366</b>

## LICENSES & PERMITS

Account Number	Revenue Description	FY 2020-21 Audited	FY 2021-22 Amended Budget	FY 2022-23 Department Requested Budget	FY 2022-23 Manager Proposed Budget	FY 2022-23 Commission Approved Budget
100-01-321100	Alcoholic Beverages	53,282	50,000	50,000	50,000	50,000
100-01-322201	Building Permits	377,248	300,000	350,000	350,000	350,000
100-01-322202	Manufacturing Housing Permits	400	2,500	1,000	1,000	1,000
100-01-322203	Fireworks Permits	100	0	100	100	100
100-01-322211	Land Disturbance Permits	11,634	5,000	5,000	5,000	5,000
100-01-322212	Driveway Permits	5,535	5,000	5,000	5,000	5,000
<b>Total Licenses &amp; Permits</b>		<b>448,199</b>	<b>362,500</b>	<b>411,100</b>	<b>411,100</b>	<b>411,100</b>

## INTERGOVERNMENTAL REVENUE

Account Number	Revenue Description	FY 2020-21 Audited	FY 2021-22 Amended Budget	FY 2022-23 Department Requested Budget	FY 2022-23 Manager Proposed Budget	FY 2022-23 Commission Approved Budget
100-01-331101	EMA Grant	8,210	9,607	9,607	9,607	9,607
100-01-331251	Elections Grant	10,000	0	0	0	0
100-32-331351	RTP Grant Ellerslie Park	0	0	49,000	49,000	49,000
100-08-334102	EMS Trauma Grant	4,722	6,000	4,500	4,500	4,500
100-16-334151	GSWCC Watershed Maint. Grant	1,500	1,500	1,500	1,500	1,500
100-01-334301	LMIG-Resurfacing	783,579	735,000	812,000	812,000	812,000
100-01-336001	Wellness Grant	3,000	3,000	3,000	3,000	3,000
100-01-336002	ACCG Workers Comp Safety Grant	0	6,000	5,000	5,000	5,000
<b>Total Intergovernmental</b>		<b>811,011</b>	<b>761,107</b>	<b>884,607</b>	<b>884,607</b>	<b>884,607</b>

# GENERAL FUND REVENUES

## CHARGES FOR SERVICES

Account Number	Revenue Description	FY 2020-21 Audited	FY 2021-22 Amended Budget	FY 2022-23 Department Requested Budget	FY 2022-23 Manager Proposed Budget	FY 2022-23 Commission Approved Budget
100-01-341101	Superior Court Web Site Fees	0	500	0	0	0
100-01-341300	Zoning Fees & Appeals	8,875	5,000	5,000	5,000	5,000
100-01-341310	Plat & Plan Review Fees	5,790	5,000	5,000	5,000	5,000
100-01-341400	Copies	1,662	1,500	1,500	1,500	1,500
100-01-341501	Sale of Computer Lists	100	500	500	500	500
100-01-341737	Airport Fund Indirect Cost	57,950	0	0	0	0
100-01-341719	Solid Waste Fund Indirect Cost	100,000	100,000	100,000	100,000	100,000
100-01-341761	County Jail Fund Indirect Cost.	71,000	65,000	70,000	70,000	70,000
100-01-341793	Water Works Fund Indirect Cost	150,000	100,000	100,000	100,000	100,000
100-01-341910	Election Qualifying Fees	72	1,000	250	250	250
100-01-341930	Sale of Maps	569	250	250	250	250
100-01-341940	Commissions on Tax Collections	631,308	620,000	660,000	660,000	660,000
100-01-342101	Sheriff Office Receipts	18,793	20,000	20,000	20,000	20,000
100-01-342301	Prison Inmate Reimbursements	2,487	0	0	0	0
100-01-342330	Prison Inmate Housing Fee	1,057,778	1,250,000	1,200,000	1,200,000	1,200,000
100-01-342331	Jail Inmate Housing Fee-State	29,696	15,000	20,000	20,000	20,000
100-01-342332	Jail Inmate Housing Fee-Federal	45,312	20,000	20,000	20,000	20,000
100-01-342600	Ambulance Charges	780,498	850,000	900,000	900,000	900,000
100-01-343301	Prison Crew-GDOT	39,500	39,500	39,500	39,500	39,500
100-01-343901	Pipe/Sign Sales	23,264	20,000	25,000	25,000	25,000
100-01-343902	Prison Crew-City of Manchester	52,682	40,000	50,000	50,000	50,000
100-01-343903	Prison Crew-Talbot County	60,242	40,000	50,000	50,000	50,000
100-01-343904	Prison Crew-City of West Point	60,611	40,000	50,000	50,000	50,000
100-01-343906	Prison Crew-Meriwether County	54,612	40,000	50,000	50,000	50,000
100-01-343910	I.T. Tech-Meriwether County	0	0	0	0	26,500
100-01-346001	New Horizon Mental Health Center	0	6,000	0	0	0
100-01-346100	Animal Control Fees	13,332	10,000	10,000	10,000	10,000
100-01-347001	Community Center Memberships	30,465	20,000	20,000	20,000	20,000
100-01-347002	Community Center Rental Fees	6,090	10,000	10,000	10,000	10,000
100-01-347003	Community Center Program Fees	35,951	15,000	15,000	15,000	15,000
100-01-347004	Community Center Guest Pass	4,380	8,500	5,000	5,000	5,000
100-01-347005	Community Center Other Fees	36,878	3,000	10,000	10,000	10,000
100-01-349300	Return Check Fees	120	100	100	100	100
100-01-382001	Jail Telephone Commissions	5,057	5,000	5,000	5,000	5,000
100-01-382002	Prison Commissions	385,432	25,000	60,000	60,000	60,000
<b>Total Charges for Services</b>		<b>3,770,506</b>	<b>3,375,850</b>	<b>3,502,100</b>	<b>3,502,100</b>	<b>3,528,600</b>

## FINES & FORFEITURES

Account Number	Revenue Description	FY 2020-21 Audited	FY 2021-22 Amended Budget	FY 2022-23 Department Requested Budget	FY 2022-23 Manager Proposed Budget	FY 2022-23 Commission Approved Budget
100-01-351110	Superior Court	188,719	175,000	175,000	175,000	175,000
100-01-351130	Magistrate Court	40,116	40,000	40,000	40,000	40,000
100-01-351150	Probate Court	454,517	450,000	450,000	450,000	450,000
<b>Total Fines &amp; Forfeitures</b>		<b>683,352</b>	<b>665,000</b>	<b>665,000</b>	<b>665,000</b>	<b>665,000</b>

# GENERAL FUND REVENUES

## INVESTMENT INCOME

Account Number	Revenue Description	FY 2020-21 Audited	FY 2021-22 Amended Budget	FY 2022-23 Department Requested Budget	FY 2022-23 Manager Proposed Budget	FY 2022-23 Commission Approved Budget
100-01-361000	Interest Revenues	7,349	10,000	15,000	15,000	15,000
<b>Total Investment Income</b>		<b>7,349</b>	<b>10,000</b>	<b>15,000</b>	<b>15,000</b>	<b>15,000</b>

## CONTRIBUTIONS & DONATIONS FROM PRIVATE SOURCES

Account Number	Revenue Description	FY 2020-21 Audited	FY 2021-22 Amended Budget	FY 2022-23 Department Requested Budget	FY 2022-23 Manager Proposed Budget	FY 2022-23 Commission Approved Budget
100-01-371000	Various Contributions	190,100	11,000	10,000	10,000	10,000
<b>Total Contributions &amp; Donations</b>		<b>190,100</b>	<b>11,000</b>	<b>10,000</b>	<b>10,000</b>	<b>10,000</b>

## MISCELLANEOUS REVENUE

Account Number	Revenue Description	FY 2020-21 Audited	FY 2021-22 Amended Budget	FY 2022-23 Department Requested Budget	FY 2022-23 Manager Proposed Budget	FY 2022-23 Commission Approved Budget
100-01-381000	Miscellaneous	1,652	0	0	0	0
100-01-381001	Rents	2,485	2,500	8,500	8,500	8,500
100-01-381002	Insurance Proceeds	12,526	0	0	0	0
<b>Total Miscellaneous Revenue</b>		<b>16,663</b>	<b>2,500</b>	<b>8,500</b>	<b>8,500</b>	<b>8,500</b>

## OTHER FINANCING SOURCES

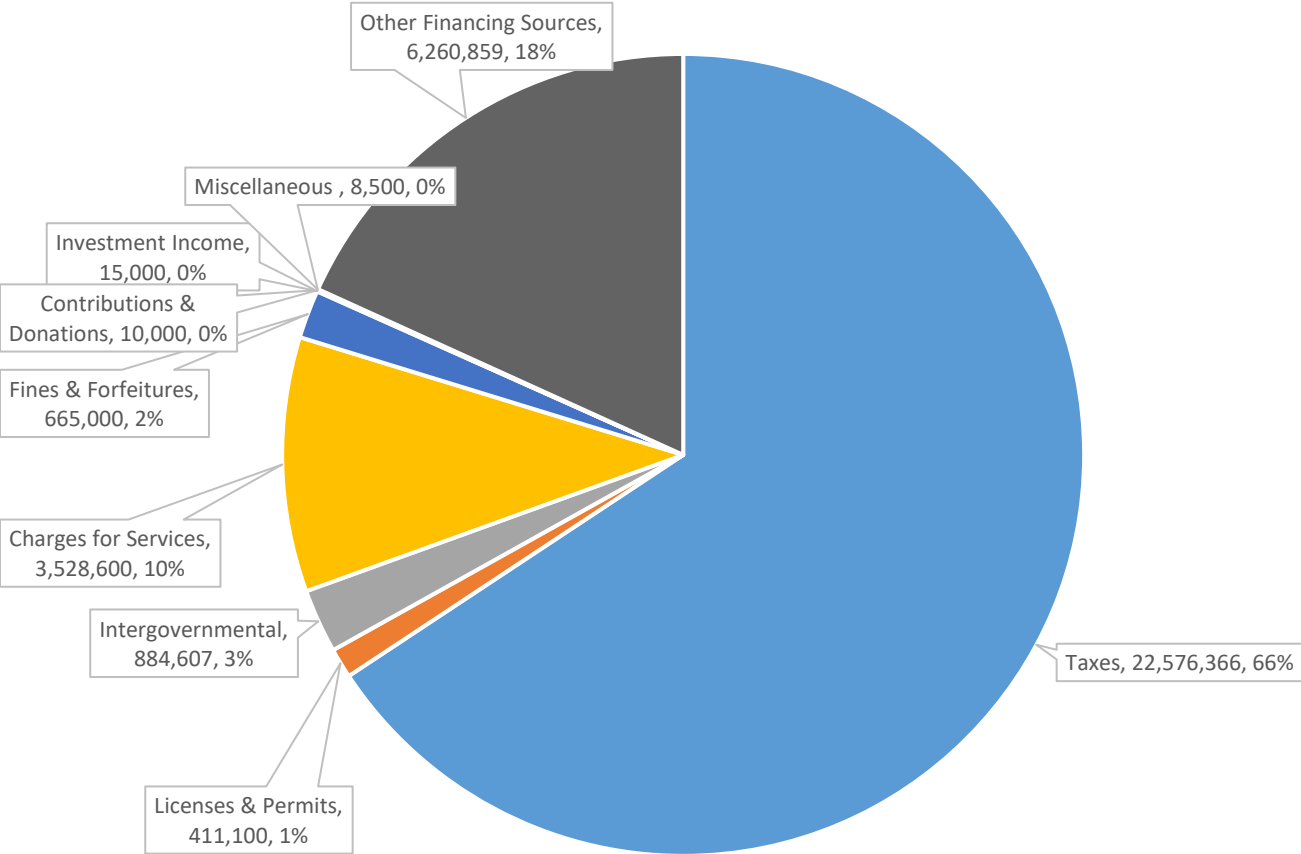
Account Number	Revenue Description	FY 2020-21 Audited	FY 2021-22 Amended Budget	FY 2022-23 Department Requested Budget	FY 2022-23 Manager Proposed Budget	FY 2022-23 Commission Approved Budget
100-01-392100	Sale of Assets	28,795	25,000	25,000	25,000	25,000
100-01-399999	Use of Reserves	0	1,346,890	5,950,154	5,047,200	6,235,859
<b>Total Other Financing Sources</b>		<b>28,795</b>	<b>1,371,890</b>	<b>5,975,154</b>	<b>5,072,200</b>	<b>6,260,859</b>

<b>Total General Fund Revenues</b>		<b>27,526,742</b>	<b>27,306,890</b>	<b>34,047,827</b>	<b>33,144,873</b>	<b>34,360,032</b>
------------------------------------	--	-------------------	-------------------	-------------------	-------------------	-------------------



# GENERAL FUND REVENUES

## GENERAL FUND REVENUES BY SOURCE



# GENERAL FUND EXPENDITURES

## GENERAL FUND DEPARTMENTS

Department Number	Expenditure Description	FY 2020-21 Audited	FY 2021-22 Amended Budget	FY 2022-23 Department Requested Budget	FY 2022-23 Manager Proposed Budget	FY 2022-23 Commission Approved Budget
100-02	Administration	928,070	1,046,680	1,198,150	1,198,150	1,198,150
100-21	Animal Control	200,389	216,750	280,300	280,300	280,300
100-50	Board of Commissioners	114,964	148,600	187,250	187,250	187,250
100-24	Board of Elections & Registration	167,691	167,650	234,380	204,680	204,680
100-53	Board of Equalization	2,310	8,900	9,350	9,350	9,350
100-07	Clerk of Superior Court	553,203	659,170	706,800	706,800	709,912
100-28	Community Center	454,218	471,400	1,176,700	1,156,700	1,149,700
100-29	Community Development	568,104	670,020	623,408	615,050	615,050
100-14	Coroner	75,666	79,965	213,120	88,120	131,802
100-26	District Attorney	271,859	332,531	344,771	344,771	390,649
100-08	Emergency Medical Service	2,557,608	3,038,550	6,094,159	6,044,159	6,044,159
100-04	Extension Service	140,514	152,350	163,400	163,400	163,400
100-06	Facilities Maintenance	708,394	641,722	776,120	771,520	799,220
100-51	Information Technology	419,583	382,650	525,955	415,955	468,955
100-11	Jail	1,977,466	2,248,290	2,368,890	2,368,890	2,368,890
100-23	Magistrate Court	273,829	294,300	325,860	325,860	328,972
100-35	Non-Departmental	367,911	514,500	359,300	359,300	407,300
100-15	Prison	2,661,600	3,273,350	3,218,170	3,153,170	3,153,170
100-09	Probate Court	357,867	397,300	439,630	439,130	442,242
100-16	Public Works	2,958,491	2,913,763	3,290,248	3,036,248	3,186,248
100-32	Recreation	690,975	1,208,570	1,562,650	1,562,650	1,767,950
100-10	Sheriff's Office	3,738,768	4,408,424	5,043,400	5,043,400	5,046,604
100-22	Superior Court	320,792	378,250	454,510	454,510	454,510
100-05	Tax Assessor	680,233	739,184	782,700	782,700	782,700
100-03	Tax Commissioner	497,003	559,750	606,960	606,960	610,072
100-17	Vehicle Maintenance	410,922	535,899	659,750	576,750	588,846
100-36	Volunteer Fire Departments	383,825	413,334	482,210	482,210	994,461
<b>Total General Fund Departments</b>		<b>22,482,255</b>	<b>25,901,852</b>	<b>32,128,141</b>	<b>31,377,983</b>	<b>32,484,542</b>

## GENERAL FUND OUTSIDE AGENCIES

Department Number	Expenditure Description	FY 2020-21 Audited	FY 2021-22 Amended Budget	FY 2022-23 Department Requested Budget	FY 2022-23 Manager Proposed Budget	FY 2022-23 Commission Approved Budget
100-34	GA DFACS	12,602	17,070	17,070	17,070	17,070
100-34	New Horizon Community Service Bd.	6,000	6,000	6,000	6,000	6,000
100-34	Senior Citizens Center	8,296	9,100	9,100	9,100	9,100
100-31	Health Department	250,000	250,000	250,000	250,000	250,000
100-27	Troup-Harris Regional Library	263,912	263,868	300,000	300,000	300,000
100-34	Development Authority	0	0	125,000	125,000	125,000
<b>Total General Fund Outside Agencies</b>		<b>540,810</b>	<b>546,038</b>	<b>707,170</b>	<b>707,170</b>	<b>707,170</b>

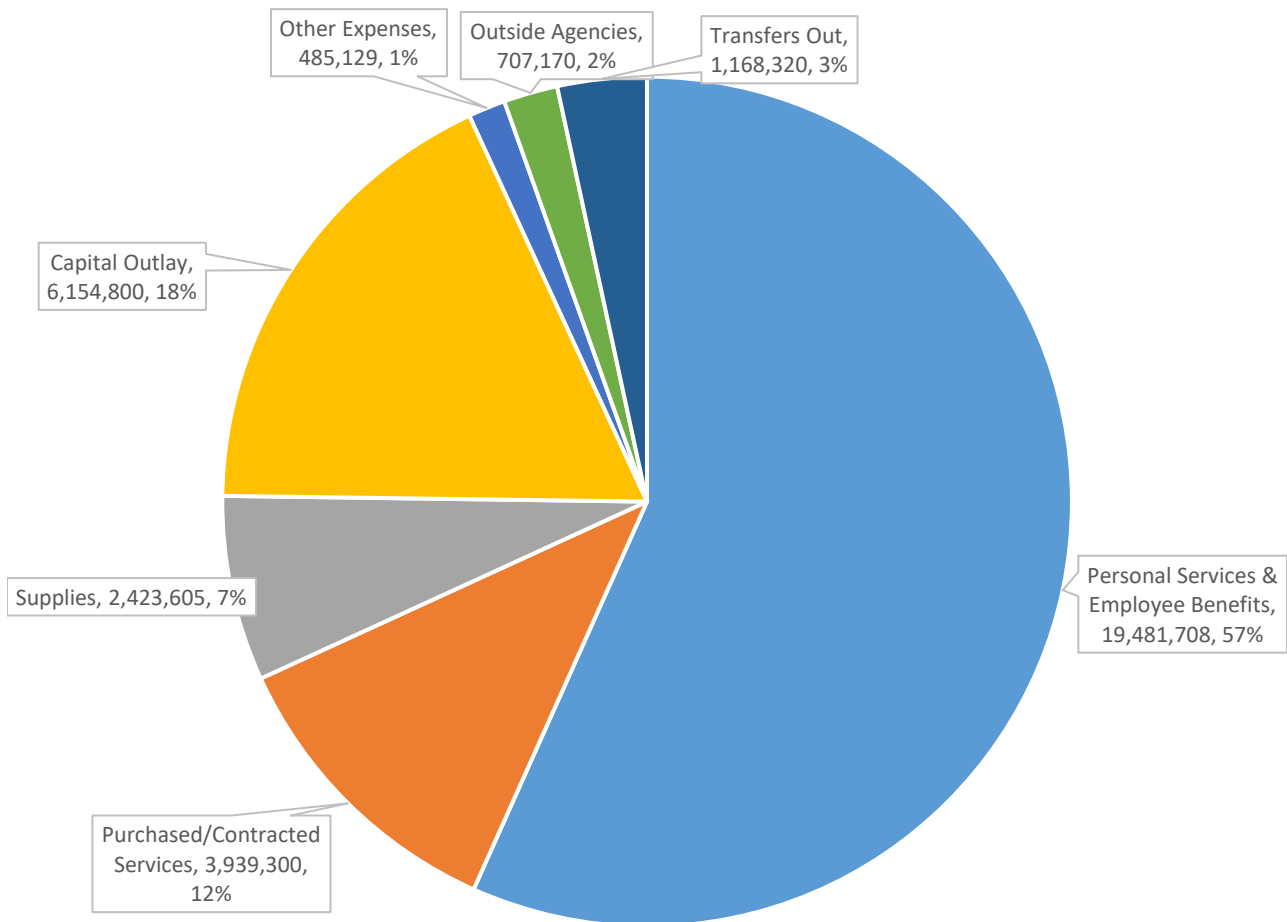
# GENERAL FUND EXPENDITURES

## GENERAL FUND TRANSFERS OUT

Department Number	Expenditure Description	FY 2020-21 Audited	FY 2021-22 Amended Budget	FY 2022-23 Department Requested Budget	FY 2022-23 Manager Proposed Budget	FY 2022-23 Commission Approved Budget
35-611013	Transfer Out to 911 Fund	786,650	859,000	999,650	946,650	970,250
35-611037	Transfer Out to Airport Fund	0	0	212,866	113,070	198,070
<b>Total General Fund Transfers Out</b>		<b>786,650</b>	<b>859,000</b>	<b>1,212,516</b>	<b>1,059,720</b>	<b>1,168,320</b>

<b>Total General Fund Expenditures</b>	<b>23,809,715</b>	<b>27,306,890</b>	<b>34,047,827</b>	<b>33,144,873</b>	<b>34,360,032</b>
--	-------------------	-------------------	-------------------	-------------------	-------------------

## GENERAL FUND EXPENDITURES BY TYPE





## **GENERAL FUND**

Departmental Budgets of the  
General Fund Departments and Outside Agencies

# ADMINISTRATION

---

## ***DEPARTMENT PROFILE***

This department performs the administrative functions for the county and is composed of many facets including the appointed County Manager who implements Board policy, supervises the daily operations of the departments under the Board's jurisdiction, coordinates activities among those departments, elected officials, and outside agencies, supervises major projects, and prepares and monitors the annual budget. The appointed County Clerk serves as clerk to the Board, prepares commission agendas, records all commission meetings, prepares commission meeting minutes, maintains county records, responds to open records requests, and maintains insurance records. This department is also responsible for the recruitment and training of new employees for all county departments, prepares all payroll documents, maintains employee records, and administers all employee benefits. This department performs the total accounting and finance functions for the county including processing account receivables and account payables, coordinating the annual audit, maintaining fixed asset records, preparing bids and RFPs/RFQs, and preparing various financial reports required by federal, state, and other regulatory agencies.

## ***STAFFING PLAN***

<b>Position Title</b>	<b>FY 2020-21</b>	<b>FY 2021-22</b>	<b>FY 2022-23</b>
County Manager	1	1	1
County Clerk/Assistant County Manager	1	1	0
County Clerk	0	0	1
HR Generalist	0	1	1
HR Payroll & Benefit Clerk	1	1	1
Chief Financial Officer	1	1	1
Sr. Accounting Technician	1	1	1
Accountant/Procurement	1	1	1
Administrative Assistant	1	1	1
<b>Total Positions</b>	<b>7</b>	<b>8</b>	<b>8</b>

## ***FY 2022-23 BUDGET HIGHLIGHTS***

- Professional services expenses include \$140,000 for legal fees and \$75,000 for audit fees for a total of \$215,000.
- Technical services expenses include \$3,500 for county-wide random drug testing, \$25,000 for the annual finance software maintenance agreement, \$9,200 for the finance software HR module that will allow on-line job applications, on-line onboarding processes, and more electronic HR functions, and \$5,000 to continue to update the county's website for a total of \$42,700.
- Small equipment expenses include \$9,500 for two replacement computers, fire proof filing cabinet, and 12 replacement conference room chairs.

# ADMINISTRATION

## EXPENDITURES

Account Number	Expenditure Description	FY 2020-21 Audited	FY 2021-22 Amended Budget	FY 2022-23 Department Requested Budget	FY 2022-23 Manager Proposed Budget	FY 2022-23 Commission Approved Budget
----------------	-------------------------	--------------------	---------------------------	--	------------------------------------	---------------------------------------

### Personal Services and Employee Benefits

02-511100	Regular Employees	486,287	529,000	625,000	625,000	625,000
02-512100	Group Insurance	48,583	70,120	77,000	77,000	77,000
02-512120	Health Reimbursement Arrangement	5,547	0	0	0	0
02-512200	FICA	28,842	32,900	36,000	36,000	36,000
02-512300	Medicare	6,793	7,710	9,000	9,000	9,000
02-512400	Retirement Contributions	48,886	64,300	88,000	88,000	88,000
02-512600	Unemployment Insurance	169	250	300	300	300
02-512700	Workers' Compensation	1,169	3,100	3,400	3,400	3,400
<b>Total Personal Services and Employee Benefits</b>		<b>626,276</b>	<b>707,380</b>	<b>838,700</b>	<b>838,700</b>	<b>838,700</b>

### Purchased / Contracted Services

02-521200	Professional Services	202,283	212,000	215,000	215,000	215,000
02-521300	Technical Services	39,606	40,000	42,700	42,700	42,700
02-522210	Repairs and Maintenance-Equipment	2,070	500	500	500	500
02-522260	Repairs and Maintenance-Vehicle	172	1,000	1,000	1,000	1,000
02-522323	Copier Lease Agreement	0	0	14,200	14,200	14,200
02-523210	Communications-Telephone	3,305	4,500	4,500	4,500	4,500
02-523250	Communications-Postage	3,219	4,500	4,500	4,500	4,500
02-523300	Advertising	21,466	20,000	20,000	20,000	20,000
02-523400	Printing and Binding	0	200	200	200	200
02-523500	Travel	464	8,800	11,000	11,000	11,000
02-523600	Dues and Fees	2,374	5,000	5,000	5,000	5,000
02-523700	Education and Training	287	6,000	6,000	6,000	6,000
02-523901	Other Services	1,141	1,500	1,500	1,500	1,500
<b>Total Purchased / Contracted Services</b>		<b>276,387</b>	<b>304,000</b>	<b>326,100</b>	<b>326,100</b>	<b>326,100</b>

### Supplies

02-531101	General Supplies-Office	14,023	14,500	14,500	14,500	14,500
02-531150	General Supplies-Tires	0	500	250	250	250
02-531210	Water/Sewer	1,003	1,200	1,200	1,200	1,200
02-531230	Electricity	6,614	5,500	7,000	7,000	7,000
02-531270	Gasoline/Diesel/Oil	494	600	900	900	900
02-531600	Small Equipment	3,273	13,000	9,500	9,500	9,500
<b>Total Supplies</b>		<b>25,407</b>	<b>35,300</b>	<b>33,350</b>	<b>33,350</b>	<b>33,350</b>

<b>Total Administration</b>		<b>928,070</b>	<b>1,046,680</b>	<b>1,198,150</b>	<b>1,198,150</b>	<b>1,198,150</b>
-----------------------------	--	----------------	------------------	------------------	------------------	------------------

# ANIMAL CONTROL

---

## DEPARTMENT PROFILE

The Animal Control Department enforces the county’s animal control ordinance on a county-wide basis including all municipalities. This department responds to complaints regarding stray and nuisance animals, animal cruelty, animal bites, and rabies exposure in conjunction with the local Health Department. The department provides temporary shelter for stray, unwanted, and homeless animals at the 20-unit dog and 12-unit cat animal shelter. The department also conducts an adoption program, trap loan program, and coordinates with the local Humane Society.

## STAFFING PLAN

Position Title	FY 2020-21	FY 2021-22	FY 2022-23
Animal Control Officer	2	2	3
Administrative Assistant	1	1	1
Inmates	1	2	2
<b>Total Positions</b>	<b>3</b>	<b>3</b>	<b>4</b>

## FY 2022-23 BUDGET HIGHLIGHTS

- Personal services and employee benefits expenses have increased \$53,020 (salary and benefits) to hire a new full-time Animal Control Officer to satisfy service demands.
- Professional services expenses include \$10,000 for veterinary services to spay/neuter, install location chips, and provide shots and testing.
- Technical services expenses include \$300 for kennel software maintenance.
- General supplies-other expenses include \$6,500 for pet food and litter that cannot otherwise be donated.



*Harris County's Animal Shelter*

# ANIMAL CONTROL

## EXPENDITURES

Account Number	Expenditure Description	FY 2020-21 Audited	FY 2021-22 Amended Budget	FY 2022-23 Department Requested Budget	FY 2022-23 Manager Proposed Budget	FY 2022-23 Commission Approved Budget
----------------	-------------------------	--------------------	---------------------------	--	------------------------------------	---------------------------------------

### Personal Services and Employee Benefits

21-511100	Regular Employees	111,872	118,000	161,000	161,000	161,000
21-511300	Overtime	3,045	3,000	3,000	3,000	3,000
21-512100	Group Insurance	13,820	26,100	28,000	28,000	28,000
21-512120	Health Reimbursement Arrangement	5,600	0	0	0	0
21-512200	FICA	6,675	7,500	10,200	10,200	10,200
21-512300	Medicare	1,561	1,800	2,400	2,400	2,400
21-512400	Retirement Contributions	13,394	16,000	26,800	26,800	26,800
21-512600	Unemployment Insurance	56	200	250	250	250
21-512700	Workers' Compensation	483	1,500	2,000	2,000	2,000
<b>Total Personal Services and Employee Benefits</b>		<b>156,506</b>	<b>174,100</b>	<b>233,650</b>	<b>233,650</b>	<b>233,650</b>

### Purchased / Contracted Services

21-521200	Professional Services	8,353	8,000	10,000	10,000	10,000
21-521310	Technical Services	606	300	300	300	300
21-522210	Repairs and Maintenance-Equipment	48	500	500	500	500
21-522220	Repairs and Maintenance-Building	2,124	2,000	2,000	2,000	2,000
21-522260	Repairs and Maintenance-Vehicle	397	1,000	1,000	1,000	1,000
21-523210	Communications-Telephone	2,120	4,850	4,850	4,850	4,850
21-523250	Communications-Postage	21	100	100	100	100
21-523300	Advertising	0	200	200	200	200
21-523400	Printing and Binding	0	200	200	200	200
21-523500	Travel	0	700	700	700	700
21-523600	Dues and Fees	374	500	500	500	500
21-523700	Education and Training	270	1,500	1,500	1,500	1,500
<b>Total Purchased / Contracted Services</b>		<b>14,313</b>	<b>19,850</b>	<b>21,850</b>	<b>21,850</b>	<b>21,850</b>

### Supplies

21-531101	General Supplies-Office	1,141	2,000	2,000	2,000	2,000
21-531120	General Supplies-Janitorial	1,699	2,500	2,500	2,500	2,500
21-531150	General Supplies-Tires	0	800	800	800	800
21-531190	General Supplies-Other	6,913	6,500	6,500	6,500	6,500
21-531230	Electricity	7,459	6,000	7,500	7,500	7,500
21-531270	Gasoline/Diesel/Oil	2,170	2,500	3,000	3,000	3,000
21-531600	Small Equipment	4,009	1,500	1,500	1,500	1,500
21-531710	Uniforms	419	1,000	1,000	1,000	1,000
<b>Total Supplies</b>		<b>23,810</b>	<b>22,800</b>	<b>24,800</b>	<b>24,800</b>	<b>24,800</b>

### Capital Outlays

21-542300	Kennel Door Improvements	5,760	0	0	0	0
<b>Total Capital Outlays</b>		<b>5,760</b>	<b>0</b>	<b>0</b>	<b>0</b>	<b>0</b>

<b>Total Animal Control</b>		<b>200,389</b>	<b>216,750</b>	<b>280,300</b>	<b>280,300</b>	<b>280,300</b>
-----------------------------	--	----------------	----------------	----------------	----------------	----------------



# **BOARD OF COMMISSIONERS**

---

## ***DEPARTMENT PROFILE***

The Board of County Commissioners is composed of five members elected by the voters through district elections for four year staggered terms. The Board selects a Chairman and Vice-Chairman every January. The Board, as the county’s governing authority, is responsible for establishing policy for county operations, enacting ordinances and resolutions to promote the county’s health, safety, and welfare, and approving the annual budget and millage rate which funds the operations of the departments under the Board’s jurisdiction, other elected officials, and various outside agencies. The Board appoints a county manager to supervise the day-to-day operations of the county.

## ***STAFFING PLAN***

<b>Position Title</b>	<b>FY 2020-21</b>	<b>FY 2021-22</b>	<b>FY 2022-23</b>
County Commissioner (elected)	5	5	5
<b>Total Positions</b>	<b>5</b>	<b>5</b>	<b>5</b>

## ***FY 2022-23 BUDGET HIGHLIGHTS***

- Dues and fees expenses include \$6,100 for annual dues to ACCG, Chamber of Commerce, Two Rivers RC & D, and National Association of Counties.

# BOARD OF COMMISSIONERS

## EXPENDITURES

Account Number	Expenditure Description	FY 2020-21 Audited	FY 2021-22 Amended Budget	FY 2022-23 Department Requested Budget	FY 2022-23 Manager Proposed Budget	FY 2022-23 Commission Approved Budget
----------------	-------------------------	--------------------	---------------------------	--	------------------------------------	---------------------------------------

### *Personal Services and Employee Benefits*

50-511100	Regular Employees	73,085	76,000	101,000	101,000	101,000
50-512100	Group Insurance	13,185	26,000	32,000	32,000	32,000
50-512200	FICA	4,440	4,700	5,300	5,300	5,300
50-512300	Medicare	1,038	1,100	1,500	1,500	1,500
50-512400	Retirement Contributions	11,504	11,250	15,000	15,000	15,000
50-512600	Unemployment Insurance	91	150	200	200	200
50-512700	Workers' Compensation	1,314	2,500	2,800	2,800	2,800
<b>Total Personal Services and Employee Benefits</b>		<b>104,657</b>	<b>121,700</b>	<b>157,800</b>	<b>157,800</b>	<b>157,800</b>

### *Purchased / Contracted Services*

50-523400	Printing and Binding	0	300	300	300	300
50-523500	Travel	1,785	10,000	15,000	15,000	15,000
50-523600	Dues and Fees	6,003	5,800	6,100	6,100	6,100
50-523700	Education and Training	2,195	5,000	5,000	5,000	5,000
50-523900	Other Services	151	500	750	750	750
<b>Total Purchased / Contracted Services</b>		<b>10,134</b>	<b>21,600</b>	<b>27,150</b>	<b>27,150</b>	<b>27,150</b>

### *Supplies*

50-531101	General Supplies-Office	173	300	300	300	300
50-531600	Small Equipment	0	5,000	2,000	2,000	2,000
<b>Total Supplies</b>		<b>173</b>	<b>5,300</b>	<b>2,300</b>	<b>2,300</b>	<b>2,300</b>

<b>Total Board of Commissioners</b>		<b>114,964</b>	<b>148,600</b>	<b>187,250</b>	<b>187,250</b>	<b>187,250</b>
-------------------------------------	--	----------------	----------------	----------------	----------------	----------------

# BOARD OF ELECTIONS & REGISTRATION

## DEPARTMENT PROFILE

The Board of Elections & Registration consists of three members appointed by the Board of County Commissioners for four year staggered terms. The Board of Elections & Registration recommends and the Board of County Commissioners appoints an Election Supervisor/Chief Registrar to conduct county elections, register citizens to vote, maintain the list of registered voters, issue absentee ballots, disseminate information to the public, train poll workers, keep abreast of all state laws pertaining to elections and voter registration, and assist the cities with their elections.

## STAFFING PLAN

Position Title	FY 2020-21	FY 2021-22	FY 2022-23
Election Supervisor/Chief Registrar	1	1	1
Election Worker (part-time)	1	1	1
Board Members (part-time at \$48 per meeting)	3	3	3
Poll Workers (as needed)	90	90	90
<b>Total Positions</b>	<b>2</b>	<b>2</b>	<b>2</b>

## FY 2022-23 BUDGET HIGHLIGHTS

- For FY 2022-23, only one election is scheduled to occur – the general election during November and a possible runoff election during December.
- Technical services – maintenance agreement expenses include \$20,000 for a maintenance agreement for the new voting equipment and \$4,000 to hire technical support to perform logic and accuracy testing for a total of \$24,000.
- Contract labor expenses include \$45,000 to hire poll workers and other workers to assist in the one election.
- Small equipment expenses include \$3,800 for a laptop computer, desktop computer, and cordless telephone and \$4,500 for two signs, one at the building and one directional sign on U.S. 27 for a total of \$8,300.

# BOARD OF ELECTIONS & REGISTRATION

## EXPENDITURES

Account Number	Expenditure Description	FY 2020-21 Audited	FY 2021-22 Amended Budget	FY 2022-23 Department Requested Budget	FY 2022-23 Manager Proposed Budget	FY 2022-23 Commission Approved Budget
----------------	-------------------------	--------------------	---------------------------	--	------------------------------------	---------------------------------------

### Personal Services and Employee Benefits

24-511100	Regular Employees	59,107	76,000	94,200	80,000	80,000
24-511300	Overtime	7,546	5,000	1,000	1,000	1,000
24-512100	Group Insurance	6,687	8,700	19,000	10,000	10,000
24-512200	FICA	5,055	5,000	6,500	5,600	5,600
24-512300	Medicare	1,182	1,200	1,600	1,400	1,400
24-512400	Retirement Contributions	5,793	7,100	15,300	10,000	10,000
24-512600	Unemployment Insurance	152	200	230	230	230
24-512700	Workers' Compensation	159	450	550	450	450
<b>Total Personal Services and Employee Benefits</b>		<b>85,681</b>	<b>103,650</b>	<b>138,380</b>	<b>108,680</b>	<b>108,680</b>

### Purchased / Contracted Services

24-521310	Technical Services-Maint. Agreement	0	24,000	24,000	24,000	24,000
24-522320	Rentals	1,074	1,400	3,000	3,000	3,000
24-522323	Copier Lease Agreement	0	0	500	500	500
24-523210	Communications-Telephone	0	300	500	500	500
24-523250	Communications-Postage	5,530	2,500	3,000	3,000	3,000
24-523300	Advertising	0	200	200	200	200
24-523400	Printing and Binding	8,573	3,500	3,500	3,500	3,500
24-523500	Travel	3,124	2,400	2,400	2,400	2,400
24-523600	Dues and Fees	2,364	100	100	100	100
24-523700	Education and Training	0	1,000	1,000	1,000	1,000
24-523850	Contract Labor	60,518	28,000	45,000	45,000	45,000
<b>Total Purchased / Contracted Services</b>		<b>81,183</b>	<b>63,400</b>	<b>83,200</b>	<b>83,200</b>	<b>83,200</b>

### Supplies

24-531101	General Supplies-Office	378	600	4,500	4,500	4,500
24-531600	Small Equipment	449	0	8,300	8,300	8,300
<b>Total Supplies</b>		<b>827</b>	<b>600</b>	<b>12,800</b>	<b>12,800</b>	<b>12,800</b>

<b>Total Board of Elections &amp; Registration</b>		<b>167,691</b>	<b>167,650</b>	<b>234,380</b>	<b>204,680</b>	<b>204,680</b>
--	--	----------------	----------------	----------------	----------------	----------------

# **BOARD OF EQUALIZATION**

---

## ***DEPARTMENT PROFILE***

This six-member board (three members and three alternates) is appointed by the Grand Jury for three year terms and receives oversight from the Clerk of Superior Court. This Board hears taxpayer appeals from assessments made by the Board of Tax Assessors and can take action to obtain uniformity. Board of Equalization decisions may be appealed to Superior Court.

## ***STAFFING PLAN***

<b>Position Title</b>	<b>FY 2020-21</b>	<b>FY 2021-22</b>	<b>FY 2022-23</b>
Board of Equalization Member (\$100 per meeting)	3	3	3
Board of Equalization Alternate (\$100 per meeting)	3	3	3
<b>Total Positions</b>	<b>6</b>	<b>6</b>	<b>6</b>

## ***FY 2022-23 BUDGET HIGHLIGHTS***

- No significant changes from the previous fiscal year.

# BOARD OF EQUALIZATION

## EXPENDITURES

Account Number	Expenditure Description	FY 2020-21 Audited	FY 2021-22 Amended Budget	FY 2022-23 Department Requested Budget	FY 2022-23 Manager Proposed Budget	FY 2022-23 Commission Approved Budget
----------------	-------------------------	--------------------	---------------------------	--	------------------------------------	---------------------------------------

### *Purchased / Contracted Services*

53-523250	Communications-Postage	0	650	650	650	650
53-523500	Travel	0	2,500	2,500	2,500	2,500
53-523600	Dues and Fees	1,845	4,500	4,500	4,500	4,500
53-523700	Education and Training	357	550	1,000	1,000	1,000
53-523850	Contract Labor	0	500	500	500	500
<b>Total Purchased / Contracted Services</b>		<b>2,202</b>	<b>8,700</b>	<b>9,150</b>	<b>9,150</b>	<b>9,150</b>

### *Supplies*

53-531101	General Supplies-Office	108	200	200	200	200
<b>Total Supplies</b>		<b>108</b>	<b>200</b>	<b>200</b>	<b>200</b>	<b>200</b>

<b>Total Board of Equalization</b>		<b>2,310</b>	<b>8,900</b>	<b>9,350</b>	<b>9,350</b>	<b>9,350</b>
------------------------------------	--	--------------	--------------	--------------	--------------	--------------

# CLERK OF SUPERIOR COURT

---

## **OFFICE PROFILE**

The Clerk of Superior Court is a constitutional officer and is elected by the voters for four year terms. This office maintains Superior Court records, transmits all appeals to the Georgia Court of Appeals and Georgia Supreme Court, and records real estate transactions such as warranty deeds, quit claim deeds, security deeds, assignments, right-of-way deeds, easements, property plats, and power of attorney documents. In addition, this office is also responsible for recording fi-fas, military discharges, trade names, UCCs, and various sorts of liens including mechanic liens, property tax liens, and hospital/doctor liens. In addition, this office also collects probation fines, child support payments, and property transfer taxes. This elected office also files criminal cases, maintains criminal warrants, and transmits documents to GCIC and the DMV. This office also files civil cases such as divorces/annulments, adoptions, child support, name changes, habeas corpus cases, suits for damages, garnishments, and repossessions. This office also issues notary appointments, performs jury management, keeps election ballots for the statutory time limit of two years, and assists the public with obtaining various court records. Lastly, this office provides administrative support to the Board of Equalization.

## **STAFFING PLAN**

<b>Position Title</b>	<b>FY 2020-21</b>	<b>FY 2021-22</b>	<b>FY 2022-23</b>
Clerk of Superior Court (elected)	1	1	1
Chief Deputy Court Clerk	1	1	1
Deputy Court Clerk	5	5	5
<b>Total Positions</b>	<b>7</b>	<b>7</b>	<b>7</b>

## **FY 2022-23 BUDGET HIGHLIGHTS**

- No significant changes from the previous fiscal year.

# CLERK OF SUPERIOR COURT

## EXPENDITURES

Account Number	Expenditure Description	FY 2020-21 Audited	FY 2021-22 Amended Budget	FY 2022-23 Department Requested Budget	FY 2022-23 Manager Proposed Budget	FY 2022-23 Commission Approved Budget
----------------	-------------------------	--------------------	---------------------------	--	------------------------------------	---------------------------------------

### *Personal Services and Employee Benefits*

07-511100	Regular Employees	328,267	341,000	370,000	370,000	372,500
07-512100	Group Insurance	59,137	74,000	80,000	80,000	80,000
07-512120	Health Reimbursement Arrangement	5,350	0	0	0	0
07-512200	FICA	18,730	21,000	23,000	23,000	23,155
07-512300	Medicare	4,378	5,000	5,300	5,300	5,337
07-512400	Retirement Contributions	36,758	43,500	50,000	50,000	50,406
07-512600	Unemployment Insurance	93	120	150	150	150
07-512700	Workers' Compensation	868	1,900	2,100	2,100	2,114
<b>Total Personal Services and Employee Benefits</b>		<b>453,581</b>	<b>486,520</b>	<b>530,550</b>	<b>530,550</b>	<b>533,662</b>

### *Purchased / Contracted Services*

07-521310	Technical Services-Maint. Agreements	59,738	75,450	75,450	75,450	75,450
07-522210	Repairs and Maintenance-Equipment	3,482	500	500	500	500
07-522323	Copier Lease Agreement	0	0	3,200	3,200	3,200
07-523210	Communications-Telephone	1,984	2,100	3,500	3,500	3,500
07-523250	Communications-Postage	3,411	4,000	3,000	3,000	3,000
07-523400	Printing and Binding	1,235	5,000	5,000	5,000	5,000
07-523500	Travel	3,778	5,000	5,000	5,000	5,000
07-523600	Dues and Fees	11,450	65,000	65,000	65,000	65,000
07-523700	Education and Training	1,335	1,100	1,100	1,100	1,100
<b>Total Purchased / Contracted Services</b>		<b>86,413</b>	<b>158,150</b>	<b>161,750</b>	<b>161,750</b>	<b>161,750</b>

### *Supplies*

07-531101	General Supplies-Office	11,720	14,000	14,000	14,000	14,000
07-531600	Small Equipment	1,489	500	500	500	500
<b>Total Supplies</b>		<b>13,209</b>	<b>14,500</b>	<b>14,500</b>	<b>14,500</b>	<b>14,500</b>

<b>Total Clerk of Superior Court</b>		<b>553,203</b>	<b>659,170</b>	<b>706,800</b>	<b>706,800</b>	<b>709,912</b>
--------------------------------------	--	----------------	----------------	----------------	----------------	----------------



# COMMUNITY CENTER

---

## DEPARTMENT PROFILE

The Community Center, managed by the Recreation Department, is a 42,000-square foot state-of-the-art recreational complex consisting of two indoor basketball/volleyball courts, indoor swimming pool, fitness center, concession stand, meeting room, classroom, restrooms/locker rooms, offices, outdoor patio area, and paved parking. This complex offers numerous activities such as water aerobics, yoga, and pickleball and rents space for private functions.

## STAFFING PLAN

Position Title	FY 2020-21	FY 2021-22	FY 2022-23
Community Center Technician	1	1	1
Program Coordinator	0	0	1
Pool Technician (part-time)	1	1	1
Attendant (part-time)	6	6	6
Lifeguard (part-time)	15	15	15
Inmates	2-3	2-3	2-3
<b>Total Positions</b>	<b>23</b>	<b>23</b>	<b>24</b>

## FY 2022-23 BUDGET HIGHLIGHTS

- Personal services and employee benefits expenses have increased \$51,220 (salary and benefits) for a new full-time Program Coordinator position to assist in operating the center.
- Contract labor expenses include \$31,000 to conduct various classes with instructors such as fitness classes, swimming classes, summer camps, and day camps at the center.
- Small equipment expenses include \$10,000 for replacement computers, replacement chairs and tables, and other needed equipment.
- Capital outlay expenses include \$40,000 for a new exterior playground at the center and \$500,000 to replace the aged dehumidification system.



*Harris County's Community Center*

# COMMUNITY CENTER

## EXPENDITURES

Account Number	Expenditure Description	FY 2020-21 Audited	FY 2021-22 Amended Budget	FY 2022-23 Department Requested Budget	FY 2022-23 Manager Proposed Budget	FY 2022-23 Commission Approved Budget
----------------	-------------------------	--------------------	---------------------------	--	------------------------------------	---------------------------------------

### Personal Services and Employee Benefits

28-511100	Regular Employees	161,126	180,000	221,700	221,700	221,700
28-512100	Group Insurance	6,932	9,000	14,000	14,000	14,000
28-512200	FICA	9,798	9,500	13,100	13,100	13,100
28-512300	Medicare	2,291	2,300	3,200	3,200	3,200
28-512400	Retirement Contributions	4,220	5,000	12,200	12,200	12,200
28-512600	Unemployment Insurance	271	800	850	850	850
28-512700	Workers' Compensation	3,000	5,800	7,700	7,700	7,700
<b>Total Personal Services and Employee Benefits</b>		<b>187,638</b>	<b>212,400</b>	<b>272,750</b>	<b>272,750</b>	<b>272,750</b>

### Purchased / Contracted Services

28-521200	Professional Services	2,100	1,000	1,000	1,000	1,000
28-521310	Technical Services-Maint. Agreements	11,814	16,000	20,000	20,000	20,000
28-522210	Repairs and Maintenance-Equipment	4,249	3,000	4,000	4,000	25,000
28-522220	Repairs and Maintenance-Buildings	50,228	28,000	28,000	28,000	50,000
28-522222	Repairs and Maintenance-Site	1,593	6,000	6,000	6,000	6,000
28-522323	Copier Lease Agreement	0	0	3,500	3,500	3,500
28-523002	Sewer Disposal	0	1,000	1,000	1,000	1,000
28-523210	Communications-Telephone	4,543	8,400	8,400	8,400	8,400
28-523211	Communications-Internet Service	0	500	1,000	1,000	1,000
28-523250	Communications-Postage	0	100	50	50	50
28-523300	Advertising	6,559	6,000	4,000	4,000	4,000
28-523500	Travel	0	3,000	3,000	3,000	3,000
28-523600	Dues and Fees	3,946	4,500	4,500	4,500	4,500
28-523700	Education and Training	809	2,000	3,000	3,000	3,000
28-523850	Contract Labor	26,608	24,000	31,000	31,000	31,000
<b>Total Purchased / Contracted Services</b>		<b>112,449</b>	<b>103,500</b>	<b>118,450</b>	<b>118,450</b>	<b>161,450</b>

### Supplies

28-531101	General Supplies-Office	3,248	3,500	3,500	3,500	3,500
28-531102	General Supplies-Rentals	99	1,000	1,000	1,000	1,000
28-531106	General Supplies-Programs	22,408	8,000	13,000	13,000	13,000
28-531120	General Supplies-Janitorial	9,978	10,000	10,000	10,000	10,000
28-531121	General Supplies-Chemicals	11,555	16,000	16,000	16,000	16,000
28-531210	Water	9,615	11,000	11,000	11,000	11,000
28-531230	Electricity	62,317	84,500	84,500	84,500	84,500
28-531240	Bottled Gas	21,730	10,000	25,000	25,000	25,000
28-531600	Small Equipment	3,679	10,000	10,000	10,000	10,000
28-532710	Uniforms	2,032	1,500	1,500	1,500	1,500
<b>Total Supplies</b>		<b>146,661</b>	<b>155,500</b>	<b>175,500</b>	<b>175,500</b>	<b>175,500</b>

# COMMUNITY CENTER

## EXPENDITURES

Account Number	Expenditure Description	FY 2020-21 Audited	FY 2021-22 Amended Budget	FY 2022-23 Department Requested Budget	FY 2022-23 Manager Proposed Budget	FY 2022-23 Commission Approved Budget
----------------	-------------------------	--------------------	---------------------------	--	------------------------------------	---------------------------------------

### Capital Outlays

28-541200	Exterior Playground	0	0	40,000	40,000	40,000
28-541300	Replace 7 AC Thermostats	7,470	0	0	0	0
28-541301	Classroom & Meeting Room Floor Repl.	0	0	20,000	0	0
28-541302	Dehumidification System Replacement	0	0	500,000	500,000	500,000
28-542102	Electric Basketball Goal Winch	0	0	50,000	50,000	0
<b>Total Capital Outlays</b>		<b>7,470</b>	<b>0</b>	<b>610,000</b>	<b>590,000</b>	<b>540,000</b>

<b>Total Community Center</b>		<b>454,218</b>	<b>471,400</b>	<b>1,176,700</b>	<b>1,156,700</b>	<b>1,149,700</b>
-------------------------------	--	----------------	----------------	------------------	------------------	------------------



*Community Center's  
25 meter eight lane competition pool and children's zero-entry leisure area*

# COMMUNITY DEVELOPMENT

---

## ***DEPARTMENT PROFILE***

This department is a multifaceted department that is responsible for many developmental policies, regulations, and procedures for the protection of public health, safety, and welfare. Specifically, this department administers the county's comprehensive master plan, enforces state building codes and local zoning regulations, and maintains the official zoning map. This department performs plan reviews to determine code compliance, issues building construction permits, occupational licenses, land disturbance permits, as well as conducts code enforcement activities. The department also administers the zoning and variance process, provides staff support to the Planning Commission and the Board of Zoning Adjustments, and provides technical assistance to citizens, developers, builders, and other county departments. Lastly, this department assists Pine Mountain with building inspections, code enforcement, planning and zoning, and soil and erosion, Waverly Hall with building inspections, code enforcement, and planning and zoning, and Hamilton with building inspections through intergovernmental agreements.

## ***STAFFING PLAN***

<b>Position Title</b>	<b>FY 2020-21</b>	<b>FY 2021-22</b>	<b>FY 2022-23</b>
Director	1	1	1
Building Official/Inspector	1	2	2
Code Enforcement Officer/Building Inspector	1	1	1
Planner (contract labor)	1	1	1
Executive Assistant	0	1	1
Administrative Assistant	2	1	1
Planning Commission Members (part-time-\$50)	7	7	7
Board of Zoning Adjustments Members (part-time-\$35)	5	5	5
<b>Total Positions</b>	<b>6</b>	<b>7</b>	<b>7</b>

## ***FY 2022-23 BUDGET HIGHLIGHTS***

- Professional services expenses include \$20,000 for engineering reviews as needed.
- Technical services expenses include \$7,500 for the annual fee for the permitting software.
- Contract labor expenses include \$45,000 to continue the services of the professional community planner to coordinate and work with staff, assist the planning commission, meet with developers, and implement the updated land use codes for about 48 hours per month.
- Small equipment expenses include \$7,500 for a new cash register, filing cabinets, truck toolbox, and computer.

# COMMUNITY DEVELOPMENT

## EXPENDITURES

Account Number	Expenditure Description	FY 2020-21 Audited	FY 2021-22 Amended Budget	FY 2022-23 Department Requested Budget	FY 2022-23 Manager Proposed Budget	FY 2022-23 Commission Approved Budget
----------------	-------------------------	--------------------	---------------------------	--	------------------------------------	---------------------------------------

### Personal Services and Employee Benefits

29-511100	Regular Employees	252,692	315,300	329,108	325,000	325,000
29-512100	Group Insurance	46,866	69,000	75,000	75,000	75,000
29-512120	Health Reimbursement Arrangement	1,959	0	0	0	0
29-512200	FICA	14,324	19,600	23,500	21,000	21,000
29-512300	Medicare	3,365	4,600	5,700	4,700	4,700
29-512400	Retirement Contributions	27,068	39,300	45,500	45,000	45,000
29-512600	Unemployment Insurance	115	220	250	250	250
29-512700	Workers' Compensation	2,822	5,300	5,750	5,500	5,500
<b>Total Personal Services and Employee Benefits</b>		<b>349,211</b>	<b>453,320</b>	<b>484,808</b>	<b>476,450</b>	<b>476,450</b>

### Purchased / Contracted Services

29-521200	Professional Services	102,696	80,000	20,000	20,000	20,000
29-521310	Technical Services	6,448	7,500	7,500	7,500	7,500
29-522210	Repairs and Maintenance-Equipment	0	1,000	1,000	1,000	1,000
29-522260	Repairs and Maintenance-Vehicle	898	3,500	2,500	2,500	2,500
29-522323	Copier Lease Agreement	0	0	1,900	1,900	1,900
29-523210	Communications-Telephone	2,827	3,000	6,300	6,300	6,300
29-523250	Communications-Postage	1,602	2,000	2,000	2,000	2,000
29-523500	Travel	785	6,000	6,000	6,000	6,000
29-523600	Dues and Fees	9,321	9,900	9,900	9,900	9,900
29-523700	Education and Training	350	5,000	5,000	5,000	5,000
29-523850	Contract Labor	43,500	45,000	45,000	45,000	45,000
<b>Total Purchased / Contracted Services</b>		<b>168,427</b>	<b>162,900</b>	<b>107,100</b>	<b>107,100</b>	<b>107,100</b>

### Supplies

29-531101	General Supplies-Office	5,190	7,000	7,000	7,000	7,000
29-531150	General Supplies-Tires	0	1,000	1,000	1,000	1,000
29-531210	Water/Sewer	1,872	2,000	2,000	2,000	2,000
29-531230	Electricity	4,716	5,000	5,000	5,000	5,000
29-531270	Gasoline/Diesel/Oil	5,197	6,000	8,000	8,000	8,000
29-531600	Small Equipment	158	2,000	7,500	7,500	7,500
29-531710	Uniforms	749	800	1,000	1,000	1,000
<b>Total Supplies</b>		<b>17,882</b>	<b>23,800</b>	<b>31,500</b>	<b>31,500</b>	<b>31,500</b>

### Capital Outlays

29-542200	Vehicle	28,334	30,000	0	0	0
29-542400	Software	4,250	0	0	0	0
<b>Total Capital Outlays</b>		<b>32,584</b>	<b>30,000</b>	<b>0</b>	<b>0</b>	<b>0</b>

<b>Total Community Development</b>		<b>568,104</b>	<b>670,020</b>	<b>623,408</b>	<b>615,050</b>	<b>615,050</b>
------------------------------------	--	----------------	----------------	----------------	----------------	----------------

# CORONER

---

## **OFFICE PROFILE**

The Coroner is elected by the voters for four year terms. The Coroner, with the assistance from the Georgia Bureau of Investigations and other state and local agencies, investigates the cause and manner of death when a person dies under various situations including but not limited to: 1) as a result of violence, suicide, or accident, 2) suddenly when in apparent good health, 3) when unattended by a physician, 4) in any suspicious manner, or 5) as a result of an apparent drug overdose.

## **STAFFING PLAN**

<b>Position Title</b>	<b>FY 2020-21</b>	<b>FY 2021-22</b>	<b>FY 2022-23</b>
Coroner (elected)	1	1	1
Deputy Coroner (\$187.53 per call + mileage)	3	3	3
<b>Total Positions</b>	<b>4</b>	<b>4</b>	<b>4</b>

## **FY 2022-23 BUDGET HIGHLIGHTS**

- Personal services and employee benefits expenses have increased due to salary recalculations and payment of backpay.
- Travel expenses include \$15,400 for the transportation to training functions and mileage of deputy coroner calls.
- Contract labor expenses include \$14,200 for the transportation of bodies by a private company.
- General supplies-other expenses include \$3,675 for body bags, gloves, and other personal protective equipment.

# CORONER

## EXPENDITURES

Account Number	Expenditure Description	FY 2020-21 Audited	FY 2021-22 Amended Budget	FY 2022-23 Department Requested Budget	FY 2022-23 Manager Proposed Budget	FY 2022-23 Commission Approved Budget
----------------	-------------------------	--------------------	---------------------------	--	------------------------------------	---------------------------------------

### Personal Services and Employee Benefits

14-511100	Regular Employees	12,000	12,000	12,000	12,000	39,226
14-512100	Group Insurance	10,625	8,700	15,000	15,000	24,034
14-512120	Health Reimbursement Arrangement	5,225	0	0	0	0
14-512200	FICA	494	750	760	760	2,448
14-512300	Medicare	116	200	210	210	606
14-512400	Retirement Contributions	1,376	1,500	2,000	2,000	6,424
14-512600	Unemployment Insurance	0	30	35	35	35
14-512700	Workers' Compensation	219	350	380	380	1,294
<b>Total Personal Services and Employee Benefits</b>		<b>30,055</b>	<b>23,530</b>	<b>30,385</b>	<b>30,385</b>	<b>74,067</b>

### Purchased / Contracted Services

14-521321	Technical-Deputy Coroner Calls	12,328	15,600	15,600	15,600	15,600
14-522320	Rentals	600	1,000	1,000	1,000	1,000
14-523210	Communications-Telephone	360	360	360	360	360
14-523500	Travel	7,915	15,400	15,400	15,400	15,400
14-523600	Dues and Fees	300	300	600	600	600
14-523700	Education and Training	4,792	4,000	4,000	4,000	4,000
14-523850	Contract Labor	16,075	14,200	14,200	14,200	14,200
<b>Total Purchased / Contracted Services</b>		<b>42,370</b>	<b>50,860</b>	<b>51,160</b>	<b>51,160</b>	<b>51,160</b>

### Supplies

14-531101	General Supplies-Office	321	400	400	400	400
14-531190	General Supplies-Other	2,459	3,675	3,675	3,675	3,675
14-531600	Small Equipment	0	1,000	2,000	2,000	2,000
14-531710	Uniforms	461	500	500	500	500
<b>Total Supplies</b>		<b>3,241</b>	<b>5,575</b>	<b>6,575</b>	<b>6,575</b>	<b>6,575</b>

### Capital Outlays

14-541300	Morgue Facility	0	0	125,000	0	0
<b>Total Capital Outlays</b>		<b>0</b>	<b>0</b>	<b>125,000</b>	<b>0</b>	<b>0</b>

<b>Total Coroner</b>		<b>75,666</b>	<b>79,965</b>	<b>213,120</b>	<b>88,120</b>	<b>131,802</b>
----------------------	--	---------------	---------------	----------------	---------------	----------------

# DISTRICT ATTORNEY

---

## **OFFICE PROFILE**

The District Attorney is elected by the voters of the Chattahoochee Judicial Circuit that consist of Harris, Chattahoochee, Muscogee, Marion, Talbot, and Taylor counties for a four-year term. The District Attorney represents the state in all criminal cases in Superior Court and in all cases taken up from Superior Court to the Court of Appeals and the Supreme Court. The District Attorney advises grand juries in relation to matters of law, prepares indictments or presentments when requested by the grand jury, prosecutes all indictable offenses, prosecutes or defends any civil action in which the state is interested, argues criminal cases on appeal, and assists the attorney general when certain prosecutions are transferred to a U.S. District Court. The District Attorney also supervises the county's Victim-Witness Assistance Program.

## **STAFFING PLAN**

<b>Position Title</b>	<b>FY 2020-21</b>	<b>FY 2021-22</b>	<b>FY 2022-23</b>
District Attorney (elected)	1	1	1
Assistant District Attorney	2	2	2
Assistant District Attorney (supplement)	1	1	1
Investigator	1	1	1
Executive Assistant	1	1	1
Victim Advocate (supplement)	1	1	1
<b>Total Positions</b>	<b>7</b>	<b>7</b>	<b>7</b>

## **FY 2022-23 BUDGET HIGHLIGHTS**

- Personal services and employee benefits expenses have increased due to the increase of salaries of the two Assistant District Attorney positions.



# DISTRICT ATTORNEY

## EXPENDITURES

Account Number	Expenditure Description	FY 2020-21 Audited	FY 2021-22 Amended Budget	FY 2022-23 Department Requested Budget	FY 2022-23 Manager Proposed Budget	FY 2022-23 Commission Approved Budget
----------------	-------------------------	--------------------	---------------------------	--	------------------------------------	---------------------------------------

### *Personal Services and Employee Benefits*

26-511100	Regular Employees	195,378	229,500	233,500	233,500	270,316
26-512100	Group Insurance	31,711	36,000	38,000	38,000	38,000
26-512200	FICA	11,495	14,200	14,500	14,500	16,798
26-512300	Medicare	2,689	3,300	3,400	3,400	3,938
26-512400	Retirement Contributions	15,867	25,000	27,000	27,000	33,018
26-512600	Unemployment Insurance	99	260	300	300	300
26-512700	Workers' Compensation	1,253	2,400	2,700	2,700	2,908
<b>Total Personal Services and Employee Benefits</b>		<b>258,492</b>	<b>310,660</b>	<b>319,400</b>	<b>319,400</b>	<b>365,278</b>

### *Purchased / Contracted Services*

26-521320	Technical Services-Computers	0	1,000	1,000	1,000	1,000
26-522260	Repairs and Maintenance-Vehicle	361	1,000	1,000	1,000	1,000
26-522323	Copier Lease Agreement	0	0	3,000	3,000	3,000
26-523210	Communications-Telephone	3,275	3,500	4,000	4,000	4,000
26-523250	Communications-Postage	492	500	500	500	500
26-523500	Travel	137	1,500	1,500	1,500	1,500
26-523600	Dues and Fees	2,055	1,500	1,500	1,500	1,500
26-523700	Education and Training	290	1,500	1,500	1,500	1,500
<b>Total Purchased / Contracted Services</b>		<b>6,610</b>	<b>10,500</b>	<b>14,000</b>	<b>14,000</b>	<b>14,000</b>

### *Supplies*

26-531101	General Supplies-Office	4,438	6,500	6,500	6,500	6,500
26-531150	General Supplies-Tires	0	500	500	500	500
26-531270	Gasoline/Diesel/Oil	194	2,000	2,000	2,000	2,000
26-531600	Small Equipment	2,125	2,371	2,371	2,371	2,371
<b>Total Supplies</b>		<b>6,757</b>	<b>11,371</b>	<b>11,371</b>	<b>11,371</b>	<b>11,371</b>

<b>Total District Attorney</b>		<b>271,859</b>	<b>332,531</b>	<b>344,771</b>	<b>344,771</b>	<b>390,649</b>
--------------------------------	--	----------------	----------------	----------------	----------------	----------------

# EMERGENCY MEDICAL SERVICES

## DEPARTMENT PROFILE

The Emergency Medical Services (EMS) Department provides advanced life support (ALS) ambulance service on a county-wide basis including the municipalities. The county has four EMS stations located throughout the county operating 24/7 with two paramedics/EMTs per shift/station. The department has four ambulances and two reserve ambulances and performs emergency transport to area hospital facilities. Non-emergency transport is provided by private companies. EMS billing is performed by a private billing company under a contractual basis. This department also assists and receives assistance from neighboring counties with their EMS needs through mutual aid agreements.

## STAFFING PLAN

Position Title	FY 2020-21	FY 2021-22	FY 2022-23
Chief of Emergency Services	1	1	1
Assistant Chief of Emergency Services	1	1	1
Shift Supervisor	2	2	2
Paramedic	15	15	15
EMT	6	6	5
Cardiac Technician	1	1	1
Paramedic (part-time)	16	16	16
EMT (part-time)	6	6	6
<b>Total Positions</b>	<b>48</b>	<b>48</b>	<b>47</b>

## FY 2022-23 BUDGET HIGHLIGHTS

- Professional services expenses include \$35,000 for construction administration for the new EMS/VFD facility located in the Northwest Harris Business Park.
- Technical services expenses include \$58,850 to pay fees to the private EMS billing company for their services.
- Rental expenses include \$2,400 for payments to rent the Waverly Hall and Pine Mountain stations.
- Dues and fee expenses include \$14,000 for the annual state required license fee paid to the Georgia Department of Public Health.
- Capital outlay expenses include \$3,000,000 for a new EMS/VFD facility located in the Northwest Harris Business Park.
- The EMS fee schedule is recommended to be updated.

# EMERGENCY MEDICAL SERVICES

## EXPENDITURES

Account Number	Expenditure Description	FY 2020-21 Audited	FY 2021-22 Amended Budget	FY 2022-23 Department Requested Budget	FY 2022-23 Manager Proposed Budget	FY 2022-23 Commission Approved Budget
----------------	-------------------------	--------------------	---------------------------	--	------------------------------------	---------------------------------------

### Personal Services and Employee Benefits

08-511100	Regular Employees	1,278,436	1,458,000	1,500,000	1,500,000	1,500,000
08-511300	Overtime	461,350	403,000	470,000	470,000	470,000
08-512100	Group Insurance	181,835	245,200	255,000	255,000	255,000
08-512120	Health Reimbursement Arrangement	14,853	0	0	0	0
08-512200	FICA	99,491	115,500	118,000	118,000	118,000
08-512300	Medicare	23,268	27,000	27,500	27,500	27,500
08-512400	Retirement Contributions	148,555	198,500	225,000	225,000	225,000
08-512600	Unemployment Insurance	787	1,200	1,200	1,200	1,200
08-512700	Workers' Compensation	57,441	90,000	95,000	95,000	95,000
<b>Total Personal Services and Employee Benefits</b>		<b>2,266,016</b>	<b>2,538,400</b>	<b>2,691,700</b>	<b>2,691,700</b>	<b>2,691,700</b>

### Purchased / Contracted Services

08-521200	Professional Services	0	190,000	35,000	35,000	35,000
08-521300	Technical Services	51,181	55,000	58,850	58,850	58,850
08-522210	Repairs and Maintenance-Equipment	7,041	14,000	14,000	14,000	14,000
08-522220	Repairs and Maintenance-Building	1,195	2,000	4,000	4,000	4,000
08-522260	Repairs and Maintenance-Vehicle	44,575	35,000	37,450	37,450	37,450
08-522310	Rentals	1,100	2,400	2,400	2,400	2,400
08-522323	Copier Lease Agreement	0	0	2,500	2,500	2,500
08-523210	Communications-Telephone	6,760	10,000	10,000	10,000	10,000
08-523250	Communications-Postage	0	50	50	50	50
08-523500	Travel	1,637	3,000	4,000	4,000	4,000
08-523600	Dues and Fees	11,998	14,000	14,000	14,000	14,000
08-523700	Education and Training	4,507	6,000	6,000	6,000	6,000
<b>Total Purchased / Contracted Services</b>		<b>129,994</b>	<b>331,450</b>	<b>188,250</b>	<b>188,250</b>	<b>188,250</b>

### Supplies

08-531101	General Supplies-Office	2,024	2,000	2,140	2,140	2,140
08-531120	General Supplies-Janitorial	7,618	3,000	3,210	3,210	3,210
08-531150	General Supplies-Tires	7,487	7,000	7,700	7,700	7,700
08-531160	General Supplies-Medical	36,270	42,000	44,940	44,940	44,940
08-531210	Water/Sewer	1,241	1,200	1,284	1,284	1,284
08-531230	Electricity	27,737	26,500	28,355	28,355	28,355
08-531240	Bottled Gas	2,810	3,200	5,000	5,000	5,000
08-531270	Gasoline/Diesel/Oil	46,787	51,000	55,000	55,000	55,000
08-531600	Small Equipment	3,447	4,000	4,280	4,280	4,280
08-531710	Uniforms	10,354	8,000	12,000	12,000	12,000
<b>Total Supplies</b>		<b>145,775</b>	<b>147,900</b>	<b>163,909</b>	<b>163,909</b>	<b>163,909</b>

# EMERGENCY MEDICAL SERVICES

Account Number	Expenditure Description	FY 2020-21 Audited	FY 2021-22 Amended Budget	FY 2022-23 Department Requested Budget	FY 2022-23 Manager Proposed Budget	FY 2022-23 Commission Approved Budget
----------------	-------------------------	--------------------	---------------------------	--	------------------------------------	---------------------------------------

## Capital Outlays

08-541300	New EMS/VFD Facility	0	0	3,000,000	3,000,000	3,000,000
08-541301	Insulating Bay Area of Station 1	7,000	0	0	0	0
08-541302	Bay Heaters at Stations 1 and 2	4,132	0	0	0	0
08-542100	Lucas Device (6)	0	20,500	0	0	0
08-542101	Public Safety Equipment (Grant Funded)	4,591	0	0	0	0
08-542200	Vehicle	0	0	50,000	0	0
<b>Total Capital Outlays</b>		<b>15,723</b>	<b>20,500</b>	<b>3,050,000</b>	<b>3,000,000</b>	<b>3,000,000</b>

## Other Costs

08-573001	State Highway Impact Fee	100	300	300	300	300
<b>Total Other Costs</b>		<b>100</b>	<b>300</b>	<b>300</b>	<b>300</b>	<b>300</b>

<b>Total Emergency Medical Services</b>		<b>2,557,608</b>	<b>3,038,550</b>	<b>6,094,159</b>	<b>6,044,159</b>	<b>6,044,159</b>
---	--	------------------	------------------	------------------	------------------	------------------



*New EMS/VFD Facility at the Northwest Harris Business Park.*

# EXTENSION SERVICE

## DEPARTMENT PROFILE

This department, under the direction of the University of Georgia Cooperative Extension, distributes updated agricultural research material to local agricultural producers, farmers, and homeowners. This department has three program areas: Agriculture & Natural Resources, Family & Consumer Sciences, and 4-H Youth Development. The Agriculture & Natural Resources program provides soil, water, and forage testing, insect identification, plant disease diagnostics, and educational workshops on lawns, pastures, vegetables, sustainable agriculture, and livestock. The Family & Consumer Sciences program deals with all aspects of the economics and management of the home and community including nutrition, food preparation, parenting, early childhood education, and family economics. The 4-H Youth Development program assists 4th-12th graders in acquiring knowledge, developing life skills, and forming attitudes that will enable them to become self-directing, productive, and contributing members of society.

## STAFFING PLAN

Position Title	FY 2020-21	FY 2021-22	FY 2022-23
Extension Agent (supplement)	2	2	2
Secretary (supplement)	1	1	1
4-H Program Assistant (supplement)	1	1	1
4-H Program Assistant (county paid)	1	1	1
<b>Total Positions</b>	<b>5</b>	<b>5</b>	<b>5</b>

## FY 2022-23 BUDGET HIGHLIGHTS

- No significant changes from the previous fiscal year.



*University of Georgia's Cooperative Extension Service*

# EXTENSION SERVICE

## EXPENDITURES

Account Number	Expenditure Description	FY 2020-21 Audited	FY 2021-22 Amended Budget	FY 2022-23 Department Requested Budget	FY 2022-23 Manager Proposed Budget	FY 2022-23 Commission Approved Budget
----------------	-------------------------	--------------------	---------------------------	--	------------------------------------	---------------------------------------

### *Personal Services and Employee Benefits*

04-511100	Regular Employees	81,335	85,000	89,500	89,500	89,500
04-512100	Group Insurance	7,014	8,700	10,000	10,000	10,000
04-512120	Health Reimbursement Arrangement	4,699	0	0	0	0
04-512200	FICA	4,970	5,500	5,600	5,600	5,600
04-512300	Medicare	1,163	1,250	1,300	1,300	1,300
04-512400	Retirement Contributions	2,712	6,500	6,800	6,800	6,800
04-512410	Teachers' Retirement	16,842	16,000	18,000	18,000	18,000
04-512600	Unemployment Insurance	56	100	100	100	100
04-512700	Workers' Compensation	342	1,400	1,100	1,100	1,100
<b>Total Personal Services and Employee Benefits</b>		<b>119,133</b>	<b>124,450</b>	<b>132,400</b>	<b>132,400</b>	<b>132,400</b>

### *Purchased / Contracted Services*

04-521320	Technical Services-Computers	63	500	500	500	500
04-522210	Repairs and Maintenance-Equipment	0	500	500	500	500
04-522220	Repairs and Maintenance-Building	260	1,000	1,000	1,000	1,000
04-522323	Copier Lease Agreement	0	0	3,100	3,100	3,100
04-523210	Communications-Telephone	2,003	2,900	2,900	2,900	2,900
04-523250	Communications-Postage	263	400	400	400	400
04-523500	Travel	9,624	10,000	10,000	10,000	10,000
04-523600	Dues and Fees	160	500	500	500	500
04-523700	Education and Training	0	2,000	2,000	2,000	2,000
<b>Total Purchased / Contracted Services</b>		<b>12,373</b>	<b>17,800</b>	<b>20,900</b>	<b>20,900</b>	<b>20,900</b>

### *Supplies*

04-531101	General Supplies-Office	1,791	2,000	2,000	2,000	2,000
04-531210	Water/Sewer	986	1,600	1,600	1,600	1,600
04-531230	Electricity	5,547	6,000	6,000	6,000	6,000
04-531600	Small Equipment	684	500	500	500	500
<b>Total Supplies</b>		<b>9,008</b>	<b>10,100</b>	<b>10,100</b>	<b>10,100</b>	<b>10,100</b>

<b>Total Extension Service</b>		<b>140,514</b>	<b>152,350</b>	<b>163,400</b>	<b>163,400</b>	<b>163,400</b>
--------------------------------	--	----------------	----------------	----------------	----------------	----------------

# FACILITIES MAINTENANCE

---

## ***DEPARTMENT PROFILE***

The Facilities Maintenance Department maintains approximately 40+/- county-owned buildings, performs county-wide preventive maintenance functions, and provides janitorial services for the courthouse, administration building, community development building, 911 center, and the 4-H building. This department also constructs small projects, conducts minor renovations, assists with major renovations, and resolves building related complaints on a county-wide basis.

## ***STAFFING PLAN***

<b>Position Title</b>	<b>FY 2020-21</b>	<b>FY 2021-22</b>	<b>FY 2022-23</b>
Director	1	1	1
Assistant Director	1	1	1
Facilities Maintenance Technician	1	2	2
Building Service Worker	1	1	1
Inmates	6-8	6-8	6-8
<b>Total Positions</b>	<b>4</b>	<b>5</b>	<b>5</b>

## ***FY 2022-23 BUDGET HIGHLIGHTS***

- Personal services and employee benefits expenses have increased due to the reclassification of three full-time positions.
- Repair and maintenance for building expenses consist of \$115,000 for general building repairs and maintenance on a county-wide basis.
- Capital outlay expenses include \$58,000 for a replacement utility truck.



*Facilities Maintenance*

# FACILITIES MAINTENANCE

## EXPENDITURES

Account Number	Expenditure Description	FY 2020-21 Audited	FY 2021-22 Amended Budget	FY 2022-23 Department Requested Budget	FY 2022-23 Manager Proposed Budget	FY 2022-23 Commission Approved Budget
----------------	-------------------------	--------------------	---------------------------	--	------------------------------------	---------------------------------------

### Personal Services and Employee Benefits

06-511100	Regular Employees	197,543	242,882	262,500	262,500	283,262
06-511300	Overtime	7,720	8,500	8,500	8,500	8,500
06-512100	Group Insurance	28,168	40,200	45,000	45,000	45,856
06-512120	Health Reimbursement Arrangement	4,588	0	0	0	0
06-512200	FICA	12,423	15,638	17,000	17,000	18,287
06-512300	Medicare	2,905	3,649	4,000	4,000	4,301
06-512400	Retirement Contributions	19,044	32,628	38,000	38,000	41,375
06-512600	Unemployment Insurance	79	350	350	350	350
06-512700	Workers' Compensation	3,930	9,305	8,000	8,000	9,119
<b>Total Personal Services and Employee Benefits</b>		<b>276,400</b>	<b>353,152</b>	<b>383,350</b>	<b>383,350</b>	<b>411,050</b>

### Purchased / Contracted Services

06-521300	Technical Services	28,469	16,000	20,000	20,000	20,000
06-522210	Repairs and Maintenance-Equipment	885	4,500	5,000	5,000	5,000
06-522220	Repairs and Maintenance-Buildings	100,769	85,000	115,000	115,000	115,000
06-522260	Repairs and Maintenance-Vehicles	1,718	2,100	2,100	2,100	2,100
06-523001	Extermination	23,265	20,000	20,000	20,000	20,000
06-523003	Septic Tank Service	1,060	1,000	1,000	1,000	1,000
06-523210	Communications-Telephone	1,023	1,000	1,200	1,200	1,200
06-523500	Travel	0	1,500	1,500	1,500	1,500
06-523600	Dues and Fees	0	1,000	1,000	1,000	1,000
06-523700	Education and Training	0	500	500	500	500
06-523850	Contract Labor	4,105	0	0	0	0
<b>Total Purchased / Contracted Services</b>		<b>161,294</b>	<b>132,600</b>	<b>167,300</b>	<b>167,300</b>	<b>167,300</b>

### Supplies

06-531101	General Supplies-Office	374	400	400	400	400
06-531120	General Supplies-Janitorial	9,409	9,000	9,900	9,900	9,900
06-531130	General Supplies-Hardware	3,859	3,000	3,300	3,300	3,300
06-531150	General Supplies-Tires	380	800	800	800	800
06-531210	Water/Sewer	8,443	10,000	10,000	10,000	10,000
06-531230	Electricity	102,607	120,000	120,000	120,000	120,000
06-531240	Bottled Gas	4,157	3,000	4,500	4,500	4,500
06-531270	Gasoline/Diesel/Oil	5,179	4,300	6,500	6,500	6,500
06-531600	Small Equipment	3,813	4,400	9,000	4,400	4,400
06-531710	Uniforms	694	1,000	3,000	3,000	3,000
<b>Total Supplies</b>		<b>138,915</b>	<b>155,900</b>	<b>167,400</b>	<b>162,800</b>	<b>162,800</b>

### Capital Outlays

06-542100	Courthouse ERU	97,767	0	0	0	0
06-542200	Vehicle	34,018	0	58,000	58,000	58,000
<b>Total Capital Outlays</b>		<b>131,785</b>	<b>0</b>	<b>58,000</b>	<b>58,000</b>	<b>58,000</b>



# FACILITIES MAINTENANCE

## EXPENDITURES

Account Number	Expenditure Description	FY 2020-21 Audited	FY 2021-22 Amended Budget	FY 2022-23 Department Requested Budget	FY 2022-23 Manager Proposed Budget	FY 2022-23 Commission Approved Budget
06-573001	State Highway Impact Fee	0	70	70	70	70
<b>Total Other Costs</b>		<b>0</b>	<b>70</b>	<b>70</b>	<b>70</b>	<b>70</b>
<b>Total Facilities Maintenance</b>		<b>708,394</b>	<b>641,722</b>	<b>776,120</b>	<b>771,520</b>	<b>799,220</b>



*New Maintenance Building at Eilerslie Park  
(Constructed by Facilities Maintenance and Inmate Crews)*

# INFORMATION TECHNOLOGY

---

## **DEPARTMENT PROFILE**

The Information Technology Department is responsible for the county-wide computer network including the acquisition, implementation, and maintenance of the county's Local Area Network (LAN), Wide Area Network, (WAN), and all wireless networks. This department maintains about 11 servers at seven different locations, over 250 desktop and laptop computers, multi-building security camera systems, network electronics, and other related technology such as printers, fax machines, and copiers. This department also maintains the county's internet connections, all county software including e-mail, back-up, and network security, and oversees various licenses and agreements. The IT Director also conducts periodic computer training for all county employees on items of interest.

## **STAFFING PLAN**

<b>Position Title</b>	<b>FY 2020-21</b>	<b>FY 2021-22</b>	<b>FY 2022-23</b>
Information Technology Director	1	1	1
Information Technology Tech	1	1	2
<b>Total Positions</b>	<b>2</b>	<b>2</b>	<b>3</b>

## **FY 2022-23 BUDGET HIGHLIGHTS**

- Personal services and employee benefits expenses have increased \$53,000 (salary and benefits) to hire a new full-time IT technician to be shared with Meriwether County.
- Technical services expenses include \$135,000 for the annual county-wide email subscription and various maintenance agreements for fire wall security and off-site back up services, external and internal anti-virus protection systems, and email and internet filter systems.
- Communication internet expenses include \$55,000 for county-wide internet services from various providers such as Charter Spectrum, Kudzu, and AT&T.
- Software expenses include \$20,000 for various software renewals and upgrades.

# INFORMATION TECHNOLOGY

## EXPENDITURES

Account Number	Expenditure Description	FY 2020-21 Audited	FY 2021-22 Amended Budget	FY 2022-23 Department Requested Budget	FY 2022-23 Manager Proposed Budget	FY 2022-23 Commission Approved Budget
----------------	-------------------------	--------------------	---------------------------	--	------------------------------------	---------------------------------------

### Personal Services and Employee Benefits

51-511100	Regular Employees	108,128	113,000	193,000	117,000	153,032
51-512100	Group Insurance	15,555	20,000	41,400	24,000	32,687
51-512200	FICA	6,368	7,100	12,100	7,300	9,660
51-512300	Medicare	1,489	1,650	2,900	1,800	2,352
51-512400	Retirement Contributions	7,332	13,500	26,260	16,000	21,140
51-512600	Unemployment Insurance	21	50	95	55	71
51-512700	Workers' Compensation	169	300	800	400	613
<b>Total Personal Services and Employee Benefits</b>		<b>139,062</b>	<b>155,600</b>	<b>276,555</b>	<b>166,555</b>	<b>219,555</b>

### Purchased / Contracted Services

51-521321	Technical Services	65,959	122,000	135,000	135,000	135,000
51-522210	Repairs and Maintenance-Equipment	0	3,000	3,000	3,000	3,000
51-522260	Repairs and Maintenance-Vehicle	897	1,000	1,500	1,500	1,500
51-523210	Communications-Telephone	1,622	1,500	2,000	2,000	2,000
51-523211	Communications-Internet Services	46,780	43,000	55,000	55,000	55,000
51-523500	Travel	0	4,000	6,500	6,500	6,500
51-523600	Dues and Fees	577	1,200	1,200	1,200	1,200
51-523700	Education and Training	3,900	4,000	6,500	6,500	6,500
<b>Total Purchased / Contracted Services</b>		<b>119,735</b>	<b>179,700</b>	<b>210,700</b>	<b>210,700</b>	<b>210,700</b>

### Supplies

51-531101	General Supplies-Office	687	700	700	700	700
51-531150	General Supplies-Tires	0	500	500	500	500
51-531270	Gasoline/Diesel/Oil	1,120	1,200	2,100	2,100	2,100
51-531400	Books and Periodicals	20	200	200	200	200
51-531600	Small Equipment	24,855	15,000	15,000	15,000	15,000
51-531710	Uniforms	269	550	200	200	200
51-531712	Software	15,678	14,000	20,000	20,000	20,000
<b>Total Supplies</b>		<b>42,629</b>	<b>32,150</b>	<b>38,700</b>	<b>38,700</b>	<b>38,700</b>

### Capital Outlays

51-542400	Replacement Telephone System	40,044	10,000	0	0	0
51-542400	Replacement Servers	48,486	0	0	0	0
51-542500	Commission Chambers Live Stream Syst	29,627	5,200	0	0	0
<b>Total Capital Outlays</b>		<b>118,157</b>	<b>15,200</b>	<b>0</b>	<b>0</b>	<b>0</b>

<b>Total Information Technology</b>		<b>419,583</b>	<b>382,650</b>	<b>525,955</b>	<b>415,955</b>	<b>468,955</b>
-------------------------------------	--	----------------	----------------	----------------	----------------	----------------

# JAIL

---

## **OFFICE PROFILE**

The county jail, under the direction of the elected Sheriff, is a 100-bed facility that is a holding facility for men and women charged with a criminal offense waiting for a court appearance and for persons already sentenced but waiting for a transfer to a state or federal facility. The county jail also holds persons found guilty of certain misdemeanors and sentenced to twelve months or less. This facility does not hold juveniles.

## **STAFFING PLAN**

<b>Position Title</b>	<b>FY 2020-21</b>	<b>FY 2021-22</b>	<b>FY 2022-23</b>
Jail Administrator (Major)	1	1	1
Assistant Jail Administrator (Lieutenant)	1	1	1
Corporal	4	4	4
Detention Officer	19	19	19
Deputy Sheriff	0	1	1
<b>Total Positions</b>	<b>25</b>	<b>26</b>	<b>26</b>

## **FY 2022-23 BUDGET HIGHLIGHTS**

- Contract labor expenses include \$339,200 for inmate medical services and inmate food services performed by private companies.
- Capital outlay expenses include \$42,500 for a replacement locking system for the cell doors.



*Harris County's Jail*

# JAIL

## EXPENDITURES

Account Number	Expenditure Description	FY 2020-21 Audited	FY 2021-22 Amended Budget	FY 2022-23 Department Requested Budget	FY 2022-23 Manager Proposed Budget	FY 2022-23 Commission Approved Budget
----------------	-------------------------	--------------------	---------------------------	--	------------------------------------	---------------------------------------

### Personal Services and Employee Benefits

11-511100	Regular Employees	1,115,271	1,175,000	1,225,000	1,225,000	1,225,000
11-511300	Overtime	6,563	12,000	10,000	10,000	10,000
11-512100	Group Insurance	150,241	225,000	230,000	230,000	230,000
11-512120	Health Reimbursement Arrangement	17,527	0	0	0	0
11-512200	FICA	66,147	73,500	76,000	76,000	76,000
11-512300	Medicare	15,497	17,100	18,000	18,000	18,000
11-512400	Retirement Contributions	118,565	147,000	166,000	166,000	166,000
11-512600	Unemployment Insurance	496	1,000	1,000	1,000	1,000
11-512700	Workers' Compensation	19,914	46,000	36,000	36,000	36,000
<b>Total Personal Services and Employee Benefits</b>		<b>1,510,221</b>	<b>1,696,600</b>	<b>1,762,000</b>	<b>1,762,000</b>	<b>1,762,000</b>

### Purchased / Contracted Services

11-521310	Technical Services-Maint. Agreement	15,412	17,790	17,790	17,790	17,790
11-522210	Repairs and Maintenance-Equipment	3,489	6,400	6,400	6,400	6,400
11-522220	Repairs and Maintenance-Building	28,735	22,000	25,000	25,000	25,000
11-522323	Copier Lease Agreement	0	0	3,000	3,000	3,000
11-523002	Septic System Disposal	0	15,000	15,000	15,000	15,000
11-523210	Communications-Telephone	9,892	24,000	10,000	10,000	10,000
11-523500	Travel	799	3,000	4,000	4,000	4,000
11-523700	Education and Training	1,421	1,000	2,000	2,000	2,000
11-523850	Contract Labor	304,437	325,000	339,200	339,200	339,200
<b>Total Purchased / Contracted Services</b>		<b>364,185</b>	<b>414,190</b>	<b>422,390</b>	<b>422,390</b>	<b>422,390</b>

### Supplies

11-531101	General Supplies-Office	5,043	5,000	5,000	5,000	5,000
11-531120	General Supplies-Janitorial	25,028	25,000	25,000	25,000	25,000
11-531160	General Supplies-Medical	958	1,000	1,000	1,000	1,000
11-531210	Water/Sewer	7,409	15,000	15,000	15,000	15,000
11-531230	Electricity	26,119	54,000	54,000	54,000	54,000
11-531240	Bottled Gas	9,671	16,000	16,000	16,000	16,000
11-531270	Gasoline/Diesel/Oil	0	0	500	500	500
11-531600	Small Equipment	7,736	6,000	10,000	10,000	10,000
11-531710	Uniforms	6,187	8,500	8,500	8,500	8,500
11-531711	Inmate Clothing	3,356	7,000	7,000	7,000	7,000
<b>Total Supplies</b>		<b>91,507</b>	<b>137,500</b>	<b>142,000</b>	<b>142,000</b>	<b>142,000</b>

### Capital Outlays

11-541300	Locking System Replacement	0	0	42,500	42,500	42,500
11-542500	Kitchen Equipment	2,928	0	0	0	0
11-542500	Radios	8,625	0	0	0	0
<b>Total Capital Outlays</b>		<b>11,553</b>	<b>0</b>	<b>42,500</b>	<b>42,500</b>	<b>42,500</b>

<b>Total Jail</b>		<b>1,977,466</b>	<b>2,248,290</b>	<b>2,368,890</b>	<b>2,368,890</b>	<b>2,368,890</b>
-------------------	--	------------------	------------------	------------------	------------------	------------------

# MAGISTRATE COURT

---

## OFFICE PROFILE

The Chief Magistrate of the Magistrate Court is elected by the voters for four year terms. The Magistrate Court has criminal and civil jurisdictions. The **criminal** jurisdiction's responsibilities include issuing arrest and search warrants as well as good behavior bonds, conducting first appearances, setting bonds, extradition, committal, and warrant application hearings, and presiding over and conducting trials for county ordinance violations, misdemeanor bad checks, criminal trespass, alcohol beverage violations involving persons under 21 years of age, shoplifting, and possession of marijuana less than one ounce. The **civil** jurisdiction's responsibilities include the trial and adjudication of civil claims for \$15,000 or less, dispossessory and distress warrant proceedings, abandoned vehicles, foreclosures, and garnishments.

## STAFFING PLAN

Position Title	FY 2020-21	FY 2021-22	FY 2022-23
Chief Magistrate (elected)	1	1	1
Magistrate (part-time)	1	1	1
Chief Deputy Court Clerk	1	1	1
Deputy Court Clerk	1	1	1
Deputy Court Clerk (part-time)	1	1	1
<b>Total Positions</b>	<b>5</b>	<b>5</b>	<b>5</b>

## FY 2022-23 BUDGET HIGHLIGHTS

- Personal services and employee benefits expenses have increased \$11,000 (salary and benefits) due to the Chief Magistrate Court judge appointing the Probate Court judge as part-time magistrate to fill in as needed in accordance with O.C.G.A. 15-9-63.

# MAGISTRATE COURT

## EXPENDITURES

Account Number	Expenditure Description	FY 2020-21 Audited	FY 2021-22 Amended Budget	FY 2022-23 Department Requested Budget	FY 2022-23 Manager Proposed Budget	FY 2022-23 Commission Approved Budget
----------------	-------------------------	--------------------	---------------------------	--	------------------------------------	---------------------------------------

### Personal Services and Employee Benefits

23-511100	Regular Employees	187,581	204,000	225,000	225,000	227,500
23-512100	Group Insurance	21,044	26,000	28,000	28,000	28,000
23-512200	FICA	11,398	12,600	14,000	14,000	14,155
23-512300	Medicare	2,668	3,000	3,200	3,200	3,237
23-512400	Retirement Contributions	16,468	20,500	25,000	25,000	25,406
23-512600	Unemployment Insurance	59	200	210	210	210
23-512700	Workers' Compensation	478	1,200	1,250	1,250	1,264
<b>Total Personal Services and Employee Benefits</b>		<b>239,696</b>	<b>267,500</b>	<b>296,660</b>	<b>296,660</b>	<b>299,772</b>

### Purchased / Contracted Services

23-521310	Technical Services -Maint. Agreement	2,200	3,600	3,600	3,600	3,600
23-522210	Repairs and Maintenance-Equipment	0	1,500	1,500	1,500	1,500
23-522323	Copier Lease Agreement	0	0	1,600	1,600	1,600
23-523210	Communications-Telephone	1,241	1,500	2,300	2,300	2,300
23-523250	Communications-Postage	1,476	2,000	2,000	2,000	2,000
23-523500	Travel	1,627	2,500	2,500	2,500	2,500
23-523600	Dues and Fees	145	200	200	200	200
23-523700	Education and Training	753	1,000	1,000	1,000	1,000
<b>Total Purchased / Contracted Services</b>		<b>7,442</b>	<b>12,300</b>	<b>14,700</b>	<b>14,700</b>	<b>14,700</b>

### Supplies

23-531101	General Supplies-Office	2,697	3,000	3,000	3,000	3,000
23-531400	Books and Periodicals	1,095	3,000	3,000	3,000	3,000
23-531600	Small Equipment	1,158	8,500	8,500	8,500	8,500
<b>Total Supplies</b>		<b>4,950</b>	<b>14,500</b>	<b>14,500</b>	<b>14,500</b>	<b>14,500</b>

### Capital Outlays

23-542500	Audio and Visual Equipment	21,741	0	0	0	0
<b>Total Capital Outlays</b>		<b>21,741</b>	<b>0</b>	<b>0</b>	<b>0</b>	<b>0</b>

<b>Total Magistrate Court</b>		<b>273,829</b>	<b>294,300</b>	<b>325,860</b>	<b>325,860</b>	<b>328,972</b>
-------------------------------	--	----------------	----------------	----------------	----------------	----------------

# NON-DEPARTMENTAL

---

## ***DEPARTMENT PROFILE***

This department consists of several large expenditures that are not contained in other departmental budgets including rental of postage machine, property and casualty insurance for all county-owned buildings and vehicles, and annual dues for the River Valley Regional Commission and the Georgia Forestry Commission. This department also includes other expenses such as indigent burials, City of West Point agreement for them to maintain the rights-of-way and entrances to the Northwest Harris Business Park, insurance claims and judgements against the county, and the contingency account.

## ***STAFFING PLAN***

<b>Position Title</b>	<b>FY 2020-21</b>	<b>FY 2021-22</b>	<b>FY 2022-23</b>
No Positions in this Department	0	0	0
<b>Total Positions</b>	<b>0</b>	<b>0</b>	<b>0</b>

## ***FY 2022-23 BUDGET HIGHLIGHTS***

- Rental of copiers and copy paper expenses are now in the departmental budgets.
- Dues and fees expenses include \$33,000 for the River Valley Regional Commission (RVRC) membership dues and \$23,000 for the Georgia Forestry Commission dues for a total of \$56,000.
- Other costs expenses include \$26,800 for the City of West Point to maintain the rights-of-way and main entrances at the Northwest Harris Business Park on a contractual basis.



# NON-DEPARTMENTAL

## EXPENDITURES

Account Number	Expenditure Description	FY 2020-21 Audited	FY 2021-22 Amended Budget	FY 2022-23 Department Requested Budget	FY 2022-23 Manager Proposed Budget	FY 2022-23 Commission Approved Budget
----------------	-------------------------	--------------------	---------------------------	--	------------------------------------	---------------------------------------

### *Personal Services and Employee Benefits*

35-512120	Health Reimbursement Arrangements	0	120,000	0	0	0
<b>Total Personal Services and Employee Benefits</b>		<b>0</b>	<b>120,000</b>	<b>0</b>	<b>0</b>	<b>0</b>

### *Purchased / Contracted Services*

35-522322	Rental of Postage Machine	5,123	8,500	8,500	8,500	8,500
35-522323	Rental of Copiers	52,395	58,000	0	0	0
35-523100	Property and Casualty Insurance	252,992	255,000	260,000	260,000	308,000
35-523600	Dues and Fees	53,660	56,000	56,000	56,000	56,000
<b>Total Purchased / Contracted Services</b>		<b>364,170</b>	<b>377,500</b>	<b>324,500</b>	<b>324,500</b>	<b>372,500</b>

### *Supplies*

35-531100	General Supplies – Copy Paper	0	9,000	0	0	0
<b>Total Supplies</b>		<b>0</b>	<b>9,000</b>	<b>0</b>	<b>0</b>	<b>0</b>

### *Other Costs*

35-573003	Indigent Burials	3,741	5,000	5,000	5,000	5,000
35-573100	City of West Point Maintenance Agmt	0	0	26,800	26,800	26,800
35-573110	Insurance Claims and Judgements	0	3,000	3,000	3,000	3,000
35-579000	Contingency	0	0	0	0	0
<b>Total Other Costs</b>		<b>3,741</b>	<b>8,000</b>	<b>34,800</b>	<b>34,800</b>	<b>34,800</b>

<b>Total Non-Departmental</b>		<b>367,911</b>	<b>514,500</b>	<b>359,300</b>	<b>359,300</b>	<b>407,300</b>
-------------------------------	--	----------------	----------------	----------------	----------------	----------------

# PRISON

## DEPARTMENT PROFILE

This department, under the direction of the County Manager, consists of a 160-bed county correctional institution that houses minimum to medium security male state inmates for sentencing of one or more years. This facility operates an inmate labor program that allows the inmates to work on county property and provide needed public services including lawn care, janitorial services, garbage collection, vehicle repair, and other services. This department also contracts out inmates to several neighboring counties and cities to perform public works projects. The major revenue sources for this department are a per day fee for each inmate paid from the Georgia Department of Corrections and a fee paid from the contracting counties and cities.

## STAFFING PLAN

Position Title	FY 2020-21	FY 2021-22	FY 2022-23
Warden	1	1	1
Deputy Warden	1	1	1
Lieutenant	2	2	2
Sergeant	4	4	4
Corporal	1	1	1
Correctional Officer	22	22	22
Counselor	1	1	1
Executive Assistant	1	1	1
Inmates (Inside Assignments)	40	40	40
<b>Total Positions</b>	<b>33</b>	<b>33</b>	<b>33</b>

## FY 2022-23 BUDGET HIGHLIGHTS

- Contract labor expenses include \$144,000 for a private company to perform inmate medical services.
- Capital outlay expenses include \$5,100 to replace the control room HVAC system, \$12,000 to replace 19 doubled stacked inmate lockers, and \$18,000 for a replacement oven for a total of \$35,100.

# PRISON

## EXPENDITURES

Account Number	Expenditure Description	FY 2020-21 Audited	FY 2021-22 Amended Budget	FY 2022-23 Department Requested Budget	FY 2022-23 Manager Proposed Budget	FY 2022-23 Commission Approved Budget
----------------	-------------------------	--------------------	---------------------------	--	------------------------------------	---------------------------------------

### Personal Services and Employee Benefits

15-511100	Regular Employees	1,442,056	1,500,000	1,594,000	1,594,000	1,594,000
15-511300	Overtime	22,508	29,000	29,000	29,000	29,000
15-512100	Group Insurance	210,239	300,000	305,000	305,000	305,000
15-512120	Health Reimbursement Arrangement	6,542	0	0	0	0
15-512200	FICA	87,264	95,000	100,500	100,500	100,500
15-512300	Medicare	20,513	22,200	23,500	23,500	23,500
15-512400	Retirement Contributions	147,163	191,500	250,000	250,000	250,000
15-512600	Unemployment Insurance	592	700	720	720	720
15-512700	Workers' Compensation	23,382	64,000	64,000	64,000	64,000
<b>Total Personal Services and Employee Benefits</b>		<b>1,960,259</b>	<b>2,202,400</b>	<b>2,366,720</b>	<b>2,366,720</b>	<b>2,366,720</b>

### Purchased / Contracted Services

15-521200	Professional Services	0	1,000	1,000	1,000	1,000
15-522210	Repairs and Maintenance-Equipment	13,952	14,000	14,000	14,000	14,000
15-522220	Repairs and Maintenance-Building	22,587	23,000	23,000	23,000	23,000
15-522260	Repairs and Maintenance-Vehicle	736	5,000	5,000	5,000	5,000
15-522323	Copier Lease Agreement	0	0	4,800	4,800	4,800
15-523002	Septic Tank Service	16,439	18,000	18,000	18,000	18,000
15-523210	Communications-Telephone	4,356	4,800	4,800	4,800	4,800
15-523500	Travel	77	1,000	1,000	1,000	1,000
15-523600	Dues and Fees	0	3,400	200	200	200
15-523700	Education and Training	282	750	750	750	750
15-523850	Contract Labor-Inmate Medical	156,790	133,000	144,000	144,000	144,000
<b>Total Purchased / Contracted Services</b>		<b>215,219</b>	<b>203,950</b>	<b>216,550</b>	<b>216,550</b>	<b>216,550</b>

### Supplies

15-531101	General Supplies-Office	2,784	2,800	2,800	2,800	2,800
15-531120	General Supplies-Janitorial	20,770	17,000	17,000	17,000	17,000
15-531150	General Supplies-Tires	2,215	3,000	3,000	3,000	3,000
15-531171	General Supplies-Security	2,951	3,500	3,500	3,500	3,500
15-531172	General Supplies-Inmate	13,288	18,000	18,000	18,000	18,000
15-531210	Water/Sewer	55,101	63,000	63,000	63,000	63,000
15-531230	Electricity	42,626	50,000	50,000	50,000	50,000
15-531240	Bottled Gas	30,470	30,000	30,000	30,000	30,000
15-531270	Gasoline/Diesel/Oil	18,014	17,000	25,000	25,000	25,000
15-531300	General Supplies-Inmate Food	239,328	265,000	275,000	275,000	275,000
15-531600	Small Equipment	7,740	17,500	17,500	17,500	17,500
15-531710	Uniforms	9,140	10,000	10,000	10,000	10,000
15-531711	Inmate Clothing	18,195	20,000	20,000	20,000	20,000
<b>Total Supplies</b>		<b>462,622</b>	<b>516,800</b>	<b>534,800</b>	<b>534,800</b>	<b>534,800</b>

# PRISON

## EXPENDITURES

Account Number	Expenditure Description	FY 2020-21 Audited	FY 2021-22 Amended Budget	FY 2022-23 Department Requested Budget	FY 2022-23 Manager Proposed Budget	FY 2022-23 Commission Approved Budget
----------------	-------------------------	--------------------	---------------------------	--	------------------------------------	---------------------------------------

### Capital Outlays

15-541300	Roof Replacement	0	335,500	0	0	0
15-541301	Boiler Room Pipe Replacement	0	0	65,000	0	0
15-542101	HVAC Unit	0	0	5,100	5,100	5,100
15-542300	Ice Machine	0	5,200	0	0	0
15-542303	Double Stack Lockers (19)	0	9,500	12,000	12,000	12,000
15-542502	Kitchen Equipment	23,500	0	18,000	18,000	18,000
<b>Total Capital Outlays</b>		<b>23,500</b>	<b>350,200</b>	<b>100,100</b>	<b>35,100</b>	<b>35,100</b>

<b>Total Prison</b>		<b>2,661,600</b>	<b>3,273,350</b>	<b>3,218,170</b>	<b>3,153,170</b>	<b>3,153,170</b>
---------------------	--	------------------	------------------	------------------	------------------	------------------



*Harris County Prison*

# PROBATE COURT

---

## **OFFICE PROFILE**

The Judge of the Probate Court is a non-partisan constitutional officer elected by the voters of the county to serve four year terms. The Probate Court has exclusive and original jurisdiction over the probate of wills, administration of estates, and the appointment of guardians and conservators for minors and incapacitated adults. Additionally, the Probate Court hears county-wide misdemeanor traffic cases except those in the city limits and other misdemeanor offenses including game and fish violations. This court also issues marriage licenses, weapons carry licenses, residency verifications, and public fireworks display permits. The Judge of the Probate Court also performs various administrative duties such as administering oaths of office to elected officials and approving and recording required bonds of those officials.

## **STAFFING PLAN**

<b>Position Title</b>	<b>FY 2020-21</b>	<b>FY 2021-22</b>	<b>FY 2022-23</b>
Probate Court Judge (elected)	1	1	1
Associate Probate Court Judge (part-time)	0	0	1
Chief Deputy Court Clerk	1	1	1
Deputy Court Clerk	3	3	3
<b>Total Positions</b>	<b>5</b>	<b>5</b>	<b>6</b>

## **FY 2022-23 BUDGET HIGHLIGHTS**

- Personal services and employee benefits expenses have increased \$26,100 (salary and benefits) due to the Probate Court judge appointing the Chief Magistrate Court judge as part-time associate Probate judge to fill in as needed in accordance with O.C.G.A. 15-9-2.
- Professional services expenses include \$2,500 for attorney fees for guardianships and other probate proceedings.
- Technical services expenses include \$5,700 for computer maintenance agreements, interpreters, and witness fees and \$2,800 for the Livescan annual maintenance agreement for a total of \$8,500.

# PROBATE COURT

## EXPENDITURES

Account Number	Expenditure Description	FY 2020-21 Audited	FY 2021-22 Amended Budget	FY 2022-23 Department Requested Budget	FY 2022-23 Manager Proposed Budget	FY 2022-23 Commission Approved Budget
----------------	-------------------------	--------------------	---------------------------	--	------------------------------------	---------------------------------------

### Personal Services and Employee Benefits

09-511100	Regular Employees	225,624	235,400	269,000	269,000	271,500
09-512100	Group Insurance	34,155	52,000	55,000	55,000	55,000
09-512200	FICA	12,873	14,500	16,500	16,500	16,655
09-512300	Medicare	3,011	3,400	4,000	4,000	4,037
09-512400	Retirement Contributions	24,282	30,200	35,000	35,000	35,406
09-512600	Unemployment Insurance	96	200	230	230	230
09-512700	Workers' Compensation	490	1,400	1,400	1,400	1,414
<b>Total Personal Services and Employee Benefits</b>		<b>300,531</b>	<b>337,100</b>	<b>381,130</b>	<b>381,130</b>	<b>384,242</b>

### Purchased / Contracted Services

09-521200	Professional Services	1,755	2,000	2,500	2,500	2,500
09-521300	Technical Services	2,228	9,300	8,500	8,500	8,500
09-522210	Repairs and Maintenance-Equipment	150	1,000	1,000	1,000	1,000
09-522323	Copier Lease Agreement	0	0	1,700	1,700	1,700
09-523210	Communications-Telephone	785	1,700	2,600	2,600	2,600
09-523250	Communications-Postage	3,392	6,000	4,500	4,500	4,500
09-523400	Printing and Binding	131	500	500	500	500
09-523500	Travel	1,674	8,200	8,200	8,200	8,200
09-523600	Dues and Fees	988	2,000	2,000	2,000	2,000
09-523700	Education and Training	1,565	2,500	2,500	2,500	2,500
<b>Total Purchased / Contracted Services</b>		<b>12,668</b>	<b>33,200</b>	<b>34,000</b>	<b>34,000</b>	<b>34,000</b>

### Supplies

09-531101	General Supplies-Office	19,560	23,000	19,500	19,500	19,500
09-531300	Food	0	0	500	0	0
09-531600	Small Equipment	5,170	3,500	4,000	4,000	4,000
09-531700	Uniforms	1,147	500	500	500	500
<b>Total Supplies</b>		<b>25,877</b>	<b>27,000</b>	<b>24,500</b>	<b>24,000</b>	<b>24,000</b>

### Capital Outlays

09-542500	Audio and Visual Equipment	18,791	0	0	0	0
<b>Total Capital Outlays</b>		<b>18,791</b>	<b>0</b>	<b>0</b>	<b>0</b>	<b>0</b>

<b>Total Probate Court</b>		<b>357,867</b>	<b>397,300</b>	<b>439,630</b>	<b>439,130</b>	<b>442,242</b>
----------------------------	--	----------------	----------------	----------------	----------------	----------------

# PUBLIC WORKS

## DEPARTMENT PROFILE

The Public Works Department maintains and repairs 486 miles of paved county roads, 86 miles of unpaved county roads, 32 bridge structures, and many culverts and storm drainage pipes in the unincorporated area of the county. This department also mows all county rights-of-ways, maintains ditches, trims trees, installs traffic signs, removes storm debris from county rights-of-way, and conducts in-house projects on an as-needed basis. This department also supervises contracted road and bridge work and large pipe and bridge replacements, prepares the annual LMIG list of resurfacing needs, and keeps the county road improvement program updated. This department issues driveway, utility encroachment, and timber permits, sells driveway pipe for installation within the county by private contractors, performs preliminary plan reviews regarding new roads for county acceptance, performs traffic studies, and responds to citizen complaints regarding traffic safety issues.

## STAFFING PLAN

Position Title	FY 2020-21	FY 2021-22	FY 2022-23
Director	1	1	1
Administrative Assistant	1	1	1
Construction Inspector	1	2	2
Heavy Equipment Operator	7	7	7
Light Equipment Operator	6	6	6
Mower Operator	4	4	4
Inmates	5-7	5-7	5-7
<b>Total Positions</b>	<b>20</b>	<b>21</b>	<b>21</b>

## FY 2022-23 BUDGET HIGHLIGHTS

- Professional services expenses include \$35,000 for a consultant to professionally prepare a five-year road and bridge master plan to guide future growth.
- Capital outlay expenses include \$812,000 for the annual LMIG resurfacing program (10% required state match and overage amount are located in the TSPLOST Fund), \$8,500 for a new skid steer broom attachment, \$128,000 for two replacement flatbed pick-up trucks and a new pick-up truck approved and ordered during FY 2021-22 but will be delivered during FY 2022-23, \$150,000 for a replacement dump truck, \$43,000 for two equipment trailers, and \$8,200 for two additional radar traffic signs for a total of \$1,149,700.
- Debt service expenses include \$90,298 (principal and interest) for six pieces of heavy equipment under a five-year lease purchase agreement.

# PUBLIC WORKS

## EXPENDITURES

Account Number	Expenditure Description	FY 2020-21 Audited	FY 2021-22 Amended Budget	FY 2022-23 Department Requested Budget	FY 2022-23 Manager Proposed Budget	FY 2022-23 Commission Approved Budget
----------------	-------------------------	--------------------	---------------------------	--	------------------------------------	---------------------------------------

### Personal Services and Employee Benefits

16-511100	Regular Employees	750,059	864,000	920,000	920,000	920,000
16-511300	Overtime	565	8,000	2,000	2,000	2,000
16-512100	Group Insurance	123,157	197,000	201,000	201,000	201,000
16-512200	FICA	44,186	53,700	55,000	55,000	55,000
16-512300	Medicare	10,351	12,640	13,500	13,500	13,500
16-512400	Retirement Contributions	81,494	107,700	130,000	130,000	130,000
16-512600	Unemployment Insurance	418	825	850	850	850
16-512700	Workers' Compensation	21,633	53,400	57,000	57,000	57,000
<b>Total Personal Services and Employee Benefits</b>		<b>1,031,863</b>	<b>1,297,265</b>	<b>1,379,350</b>	<b>1,379,350</b>	<b>1,379,350</b>

### Purchased / Contracted Services

16-521200	Professional Services	54,931	5,000	40,000	40,000	40,000
16-521300	Technical Services-Maintenance Agreem	24,293	10,000	10,000	10,000	10,000
16-522210	Repairs and Maintenance-Equipment	2,172	4,000	4,000	4,000	4,000
16-522220	Repairs and Maintenance-Building	0	3,000	3,000	3,000	3,000
16-522260	Repairs and Maintenance-Vehicle	46,787	60,000	60,000	60,000	60,000
16-522270	Repairs and Maintenance-Road Damage	15,338	40,000	50,000	50,000	50,000
16-522323	Copier Lease Agreement	0	0	1,600	1,600	1,600
16-523210	Communications-Telephone	1,704	2,000	2,000	2,000	2,000
16-523250	Communications-Postage	13	100	100	100	100
16-523500	Travel	0	1,500	1,500	1,500	1,500
16-523600	Dues and Fees	0	100	100	100	100
16-523700	Education and Training	975	4,000	4,000	4,000	4,000
<b>Total Purchased / Contracted Services</b>		<b>146,213</b>	<b>129,700</b>	<b>176,300</b>	<b>176,300</b>	<b>176,300</b>

### Supplies

16-531101	General Supplies-Office	1,351	1,500	1,500	1,500	1,500
16-531131	General Supplies-Road Materials	70,890	185,000	185,000	185,000	185,000
16-531150	General Supplies-Tires	23,801	20,000	25,000	25,000	25,000
16-531230	Electricity	2,839	4,000	4,000	4,000	4,000
16-531270	Gasoline/Diesel/Oil	64,953	70,000	100,000	100,000	100,000
16-531591	Pipe for Resale	34,180	40,000	50,000	50,000	50,000
16-531600	Small Equipment	3,352	8,500	8,500	8,500	8,500
16-531710	Uniforms	5,522	15,000	15,000	15,000	15,000
<b>Total Supplies</b>		<b>206,888</b>	<b>344,000</b>	<b>389,000</b>	<b>389,000</b>	<b>389,000</b>



# PUBLIC WORKS

## EXPENDITURES

Account Number	Expenditure Description	FY 2020-21 Audited	FY 2021-22 Amended Budget	FY 2022-23 Department Requested Budget	FY 2022-23 Manager Proposed Budget	FY 2022-23 Commission Approved Budget
----------------	-------------------------	--------------------	---------------------------	--	------------------------------------	---------------------------------------

### Capital Outlays

16-541400	LMIG Resurfacing	783,579	735,000	812,000	812,000	812,000
16-541402	Melody Lakes Dam Improvements	677,508	0	0	0	0
16-542102	Hay Baler	21,947	0	0	0	0
16-542103	Broom Attachment for Skid Steer	0	0	8,500	8,500	8,500
16-542200	Vehicles (from FY 2021-22)	0	128,000	382,000	128,000	128,000
16-542200	Dump Truck		0	0	0	150,000
16-542202	Backhoe	0	88,000	0	0	0
16-542203	Skid Steer w/Attachments	0	100,000	0	0	0
16-542205	Equipment Trailer (2)	0	0	43,000	43,000	43,000
16-542501	Radar Traffic Sign (2)	0	0	8,200	8,200	8,200
<b>Total Capital Outlays</b>		<b>1,483,034</b>	<b>1,051,000</b>	<b>1,253,700</b>	<b>999,700</b>	<b>1,149,700</b>

### Other Costs

16-573001	State Highway Impact Fee	0	1,200	1,200	1,200	1,200
16-573004	Vehicle License, Tag, Title	63	300	300	300	300
16-573100	Payment to Others	132	0	100	100	100
<b>Total Other Costs</b>		<b>195</b>	<b>1,500</b>	<b>1,600</b>	<b>1,600</b>	<b>1,600</b>

### Debt Service

16-581200	Principal-Various Equipment	77,634	80,623	83,727	83,727	83,727
16-582200	Interest-Various Equipment	12,664	9,675	6,571	6,571	6,571
<b>Total Debt Service</b>		<b>90,298</b>	<b>90,298</b>	<b>90,298</b>	<b>90,298</b>	<b>90,298</b>

<b>Total Public Works</b>		<b>2,958,491</b>	<b>2,913,763</b>	<b>3,290,248</b>	<b>3,036,248</b>	<b>3,186,248</b>
---------------------------	--	------------------	------------------	------------------	------------------	------------------

# RECREATION

## DEPARTMENT PROFILE

The Recreation Department provides county-wide recreational programming to all citizens of the county. This department manages the Community Center, five parks (Pate Park, Moultrie Park, Soccer Complex, Pine Mountain Valley Park, and Ellerslie Park that is under development), 21 miles of the **Man O’ War Railroad Recreation Trail** of which five miles are paved and five miles are under construction, and four miles of paved walking trails in Hamilton. The 100-acre **Pate Park** consist of six lighted ballfields, a lighted football field, two lighted tennis courts, two lighted basketball courts, two concession stands, two pavilions, playground, and paved parking. The 29-acre **Moultrie Park** consists of seven ballfields of which five are lighted, concession stand, ½ mile paved looped walking trail, restrooms, pavilion, and paved parking. The 34-acre **Soccer Complex** consists of many lighted and unlighted soccer fields, two concession stands with restrooms, a pavilion with restrooms, 9/10 of a mile paved walking trail, and gravel parking. The 12-acre **Pine Mountain Valley Park** consists of a large pavilion, restrooms, tennis court, baseball field, basketball court, and a playground. The 125 acre recently opened **Ellerslie Park** consists of walking trails, a 12 acre lake, playground, pavilion, lodge, and gravel parking. The department offers numerous organized youth recreational programs through community associations including baseball/softball, football, basketball, track, wrestling, swimming, soccer, and cheerleading using both county and Board of Education facilities.

## STAFFING PLAN

Position Title	FY 2020-21	FY 2021-22	FY 2022-23
Director	1	1	1
Assistant Director	1	1	1
Park Maintenance Technician	3	4	5
Recreation Attendants (part-time)	1	1	1
Inmates	14	17	17
<b>Total Positions</b>	<b>6</b>	<b>7</b>	<b>8</b>

## FY 2022-23 BUDGET HIGHLIGHTS

- Personal services and employee benefit expenses have increased \$47,000 (salary and benefits) for an additional full-time park maintenance technician to assist at Ellerslie Park, the 21 mile long Man O’ War Railroad Recreation Trail, and at other parks as necessary.
- Professional services expenses include \$35,000 for a consultant to professionally prepare a five-year parks and recreation master plan to guide future growth.
- Technical services expenses include \$16,300 to install security systems at Ellerslie Parks.
- Repairs and maintenance for site expenses include \$75,000 for sod for the soccer complex.
- Contract labor expenses include \$65,000 for umpires/officials for recreational programming.
- Capital outlay expenses include \$500,000 to further develop Ellerslie Park by constructing a new pavilion with restrooms, other pavilions, large playground area, in-ground slides, benches, and shade structures, additional fencing, 4,000 linear feet of additional dirt trails and a trailhead on the southside funded in part by a state grant, disk golf course, picnic tables, grills, trash cans, directional signage, and landscaping materials. In addition, \$75,000 for a new playground at Moultrie Park, \$30,000 for a replacement irrigation system at the Soccer Complex, \$30,000

# RECREATION

## FY 2022-23 BUDGET HIGHLIGHTS

- for mowers/trailers, \$24,000 for a new tractor, \$30,000 for a vehicle for the new position, \$72,000 for a new pick-up truck and replacement inmate van that were approved and ordered during FY 2021-22 but will be delivered during FY 2022-23, and 21,000 to install fiber optic cable for internet service at Ellerslie Park.

## EXPENDITURES

Account Number	Expenditure Description	FY 2020-21 Audited	FY 2021-22 Amended Budget	FY 2022-23 Department Requested Budget	FY 2022-23 Manager Proposed Budget	FY 2022-23 Commission Approved Budget
----------------	-------------------------	--------------------	---------------------------	--	------------------------------------	---------------------------------------

### Personal Services and Employee Benefits

32-511100	Regular Employees	232,825	271,000	318,000	318,000	318,000
32-512100	Group Insurance	25,714	56,500	60,000	60,000	60,000
32-512200	FICA	13,925	16,900	19,000	19,000	19,000
32-512300	Medicare	3,256	4,000	4,500	4,500	4,500
32-512400	Retirement Contributions	23,601	33,000	44,500	44,500	44,500
32-512600	Unemployment Insurance	79	220	250	250	250
32-512700	Workers' Compensation	4,722	10,300	10,800	10,800	10,800
<b>Total Personal Services and Employee Benefits</b>		<b>304,122</b>	<b>391,920</b>	<b>457,050</b>	<b>457,050</b>	<b>457,050</b>

### Purchased / Contracted Services

32-521200	Professional Services	0	0	35,000	35,000	35,000
32-521310	Technical Services	2,109	200	6,000	6,000	16,300
32-522210	Repairs and Maintenance-Equipment	11,765	15,000	15,000	15,000	15,000
32-522220	Repairs and Maintenance-Building	21,338	50,000	50,000	50,000	50,000
32-522222	Repairs and Maintenance-Site	84,862	75,000	75,000	75,000	175,000
32-522260	Repairs and Maintenance-Vehicle	5,409	7,500	7,500	7,500	7,500
32-523002	Septic System Disposal	0	1,000	2,000	2,000	2,000
32-523500	Travel	0	2,000	2,000	2,000	2,000
32-523600	Dues and Fees	675	1,000	2,000	2,000	2,000
32-523700	Education and Training	0	2,000	2,000	2,000	2,000
32-523850	Contract Labor	45,912	65,000	65,000	65,000	65,000
<b>Total Purchased / Contracted Services</b>		<b>172,070</b>	<b>218,700</b>	<b>261,500</b>	<b>261,500</b>	<b>371,800</b>

### Supplies

32-531120	General Supplies-Janitorial	11,100	10,000	10,000	10,000	10,000
32-531150	General Supplies-Tires	801	2,000	2,000	2,000	2,000
32-531190	General Supplies-Other	24,009	10,000	10,000	10,000	10,000
32-531210	Water/Sewer	1,263	1,600	2,000	2,000	2,000
32-531230	Electricity	59,214	100,000	100,000	100,000	100,000
32-531240	Bottled Gas	527	1,000	1,000	1,000	1,000
32-531270	Gasoline/Diesel/Oil	12,281	17,500	20,000	20,000	20,000
32-531600	Small Equipment	4,969	10,000	10,000	10,000	10,000
32-531710	Uniforms	922	1,750	2,000	2,000	2,000
<b>Total Supplies</b>		<b>115,086</b>	<b>153,850</b>	<b>157,000</b>	<b>157,000</b>	<b>157,000</b>

# RECREATION

## EXPENDITURES

Account Number	Expenditure Description	FY 2020-21 Audited	FY 2021-22 Amended Budget	FY 2022-23 Department Requested Budget	FY 2022-23 Manager Proposed Budget	FY 2022-23 Commission Approved Budget
----------------	-------------------------	--------------------	---------------------------	--	------------------------------------	---------------------------------------

### Capital Outlays

32-541202	Ellerslie Park Construction	0	350,000	500,000	500,000	500,000
32-541204	Soccer Complex Lighting Wood Poles	99,697	0	0	0	0
32-541205	Playground at Moultrie Park	0	0	75,000	75,000	75,000
32-541206	Irrigation System for Soccer Complex	0	0	0	0	30,000
32-542100	Mower/Trailer	0	10,000	10,000	10,000	30,000
32-542100	Tractor	0	0	0	0	24,000
32-542202	Vehicles	0	84,000	30,000	30,000	30,000
32-542200	Vehicles (from FY 2021-22)	0	0	72,000	72,000	72,000
32-542400	Fiber Optic Cable Installation for EP	0	0	0	0	21,000
<b>Total Capital Outlays</b>		<b>99,697</b>	<b>444,000</b>	<b>687,000</b>	<b>687,000</b>	<b>782,000</b>

### Other Costs

32-573001	State Highway Impact Fee	0	100	100	100	100
<b>Total Other Costs</b>		<b>0</b>	<b>100</b>	<b>100</b>	<b>100</b>	<b>100</b>

<b>Total Recreation</b>		<b>690,975</b>	<b>1,208,570</b>	<b>1,562,650</b>	<b>1,562,650</b>	<b>1,767,950</b>
-------------------------	--	----------------	------------------	------------------	------------------	------------------



Fountain at Ellerslie Park

# SHERIFF'S OFFICE

---

## **OFFICE PROFILE**

The Sheriff is a county constitutional officer and is elected by the voters for four year terms. This elected office is composed of three divisions, uniform patrol, criminal investigations, and court services. The Sheriff and his staff enforce all state and county laws enacted for the protection of property, health, and welfare of all county citizens and its visitors. This office provides security for all courts, processes warrants, and operates a 100-bed county jail.

## **STAFFING PLAN**

<b>Position Title</b>	<b>FY 2020-21</b>	<b>FY 2021-22</b>	<b>FY 2022-23</b>
Sheriff (elected)	1	1	1
Chief Deputy	1	1	1
Deputy Lt.	4	4	4
Deputy Captain	2	2	2
Deputy Sergeant	11	11	11
Deputy Corporal	2	2	2
Deputy	27	26	30
Executive Assistant	1	1	1
Administrative Assistant	1	1	1
Courthouse Security (part-time)	2	2	2
<b>Total Positions</b>	<b>52</b>	<b>51</b>	<b>55</b>

## **FY 2022-23 BUDGET HIGHLIGHTS**

- Personal services and employee benefits expenses have increased \$244,000 (salary and benefits) for four additional full-time deputy sheriffs.
- Technical services expenses include \$30,000 for 12 security cameras to be installed at various locations throughout the county to mitigate crime.

# SHERIFF'S OFFICE

## EXPENDITURES

Account Number	Expenditure Description	FY 2020-21 Audited	FY 2021-22 Amended Budget	FY 2022-23 Department Requested Budget	FY 2022-23 Manager Proposed Budget	FY 2022-23 Commission Approved Budget
----------------	-------------------------	--------------------	---------------------------	--	------------------------------------	---------------------------------------

### Personal Services and Employee Benefits

10-511100	Regular Employees	2,378,482	2,755,000	3,100,000	3,100,000	3,102,500
10-511300	Overtime	21,679	37,000	40,000	40,000	40,000
10-512100	Group Insurance	313,829	480,000	510,000	510,000	510,000
10-512120	Health Reimbursement Arrangement	15,570	0	0	0	0
10-512200	FICA	141,766	173,000	193,000	193,000	193,155
10-512300	Medicare	33,154	40,500	45,500	45,500	45,537
10-512400	Retirement Contributions	249,240	337,000	473,000	473,000	473,406
10-512600	Unemployment Insurance	975	2,000	2,100	2,100	2,100
10-512700	Workers' Compensation	46,075	81,000	92,000	92,000	92,106
<b>Total Personal Services and Employee Benefits</b>		<b>3,200,770</b>	<b>3,905,500</b>	<b>4,455,600</b>	<b>4,455,600</b>	<b>4,458,804</b>

### Purchased / Contracted Services

10-521310	Technical Services-Maint. Agreements	46,085	48,198	81,500	81,500	81,500
10-522210	Repairs and Maintenance-Equipment	0	2,000	2,000	2,000	2,000
10-522260	Repairs and Maintenance-Vehicle	102,634	100,000	100,000	100,000	100,000
10-522323	Copier Lease Agreement	0	0	1,700	1,700	1,700
10-523002	Septic Tank Disposal	0	1,000	1,000	1,000	1,000
10-523210	Communications-Telephone	4,698	15,000	15,000	15,000	15,000
10-523250	Communications-Postage	881	1,300	1,300	1,300	1,300
10-523500	Travel	3,797	4,000	6,000	6,000	6,000
10-523600	Dues and Fees	1,395	1,500	1,500	1,500	1,500
10-523700	Education and Training	1,769	3,000	3,000	3,000	3,000
<b>Total Purchased / Contracted Services</b>		<b>161,259</b>	<b>175,998</b>	<b>213,000</b>	<b>213,000</b>	<b>213,000</b>

### Supplies

10-531101	General Supplies-Office	8,911	10,000	10,000	10,000	10,000
10-531150	General Supplies-Tires	21,018	30,000	30,000	30,000	30,000
10-531170	General Supplies-Law Enforcement	2,069	6,300	6,300	6,300	6,300
10-531210	Water/Sewer	14,462	3,500	3,500	3,500	3,500
10-531230	Electricity	31,000	16,000	16,000	16,000	16,000
10-531240	Bottled Gas	5,743	0	5,500	5,500	5,500
10-531270	Gasoline/Diesel/Oil	200,828	211,500	250,000	250,000	250,000
10-531600	Small Equipment	27,510	31,476	35,000	35,000	35,000
10-531710	Uniforms	4,153	17,500	17,500	17,500	17,500
<b>Total Supplies</b>		<b>315,694</b>	<b>326,276</b>	<b>373,800</b>	<b>373,800</b>	<b>373,800</b>

### Capital Outlays

10-542100	Vehicles	60,679	0	0	0	0
<b>Total Capital Outlays</b>		<b>60,679</b>	<b>0</b>	<b>0</b>	<b>0</b>	<b>0</b>

### Other Costs

10-573004	Vehicle License Tag & Title	366	650	1,000	1,000	1,000
<b>Total Other Costs</b>		<b>366</b>	<b>650</b>	<b>1,000</b>	<b>1,000</b>	<b>1,000</b>
<b>Total Sheriff's Office</b>		<b>3,738,768</b>	<b>4,408,424</b>	<b>5,043,400</b>	<b>5,043,400</b>	<b>5,046,604</b>

# SUPERIOR COURT

---

## OFFICE PROFILE

The Superior Court, in the Chattahoochee Judicial Circuit that consists of Harris, Chattahoochee, Muscogee, Marion, Talbot, and Taylor counties, is the highest-ranking court in the county with original and general trial jurisdiction. This court, consisting of Superior Court Judges elected by the voters for four year terms, has original, exclusive, or concurrent jurisdiction of all civil, criminal, misdemeanor, and certain juvenile cases. Specifically, the Superior Court has exclusive jurisdiction in felony and domestic relation cases, cases concerning title to land, adoptions except for such authority granted to juvenile courts, and equity cases. The elected Superior Court judges also conduct probation revocation hearings and validates voter approved bond issues. The Superior Court possesses appellate jurisdiction from judgements of the Probate Court and Magistrate Court and this court is empowered to exercise general supervision over all inferior courts and to review and correct their judgments. The Superior Court also appoints Juvenile Court Judges to hear juvenile cases.

## STAFFING PLAN

Position Title	FY 2020-21	FY 2021-22	FY 2022-23
Superior Court Judges (elected)	7	7	7
Superior Court Judges (retired)	5	4	5
Assistant to Superior Court Judges (supplement)	1	1	1
Bailiffs (per diem)	8	8	8
<b>Total Positions</b>	<b>21</b>	<b>20</b>	<b>21</b>

## FY 2022-23 BUDGET HIGHLIGHTS

- Professional services expenses include \$19,000 for attorney and court reporter expenses for Juvenile Court.
- Technical services expenses include \$55,000 for interpreters, court reporters, and witness expenses.
- Contract labor expenses include \$154,000 for Superior Court public defender expenses under a contractual arrangement, \$21,000 for Juvenile Court public defender expenses, and \$37,500 for retired judges' expenses for a total of \$212,500.
- Small equipment expenses include \$7,000 for computers and monitors.
- Capital outlay expenses include \$5,500 for courtroom audio and visual items such as wireless microphones.

# SUPERIOR COURT

## EXPENDITURES

Account Number	Expenditure Description	FY 2020-21 Audited	FY 2021-22 Amended Budget	FY 2022-23 Department Requested Budget	FY 2022-23 Manager Proposed Budget	FY 2022-23 Commission Approved Budget
----------------	-------------------------	--------------------	---------------------------	--	------------------------------------	---------------------------------------

### Personal Services and Employee Benefits

22-511100	Regular Employees	128,239	122,500	137,000	137,000	137,000
22-512100	Group Insurance	0	0	0	0	0
22-512200	FICA	7,037	8,000	8,500	8,500	8,500
22-512300	Medicare	1,856	2,000	2,100	2,100	2,100
22-512400	Retirement Contributions	0	550	550	550	550
22-512600	Unemployment Insurance	174	350	350	350	350
22-512700	Workers' Compensation	75	600	610	610	610
<b>Total Personal Services and Employee Benefits</b>		<b>137,381</b>	<b>134,000</b>	<b>149,110</b>	<b>149,110</b>	<b>149,110</b>

### Purchased / Contracted Services

22-521200	Professional Services	18,490	19,000	19,000	19,000	19,000
22-521300	Technical Services	11,152	55,000	55,000	55,000	55,000
22-522323	Copier Lease Agreement	0	0	150	150	150
22-523210	Communications-Telephone	1,146	1,200	1,200	1,200	1,200
22-523250	Communications-Postage	0	50	50	50	50
22-523500	Travel	869	1,000	1,000	1,000	1,000
22-523850	Contract Labor	121,072	164,000	212,500	212,500	212,500
<b>Total Purchased / Contracted Services</b>		<b>152,729</b>	<b>240,250</b>	<b>288,900</b>	<b>288,900</b>	<b>288,900</b>

### Supplies

22-531101	General Supplies-Office	2,957	4,000	4,000	4,000	4,000
22-531600	Small Equipment	0	0	7,000	7,000	7,000
<b>Total Supplies</b>		<b>2,957</b>	<b>4,000</b>	<b>11,000</b>	<b>11,000</b>	<b>11,000</b>

### Capital Outlays

22-542501	Audio and Visual Equipment	27,725	0	5,500	5,500	5,500
<b>Total Capital Outlays</b>		<b>27,725</b>	<b>0</b>	<b>5,500</b>	<b>5,500</b>	<b>5,500</b>

<b>Total Superior Court</b>		<b>320,792</b>	<b>378,250</b>	<b>454,510</b>	<b>454,510</b>	<b>454,510</b>
-----------------------------	--	----------------	----------------	----------------	----------------	----------------



# TAX ASSESSOR

---

## **DEPARTMENT PROFILE**

The three-member Board of Tax Assessors is appointed by the Board of Commissioners for three year terms. The Board of Tax Assessors hires a Chief Appraiser to run the day-to-day operations of the department. The Chief Appraiser and his staff determines what property in the county is subject to taxation, prepares annual property tax assessments, prepares the annual tax digest, examines and corrects errors in all real and personal property tax returns, and ensures that all property is returned for taxes at fair valuations and that the valuations between individual taxpayers are fairly equalized so that each pays as nearly as possible only his or her proportionate share of taxes. In addition, this department also hears taxpayer appeals regarding property tax valuations, maintains county tax records and maps of 20,500 taxable and exempt real property parcels, 1,841 personal property accounts, and inspects 294 mobile homes for value. Lastly, this department compiles building costs, adheres to policies set by the Georgia Department of Revenue, and provides staff support to the Board of Tax Assessors.

## **STAFFING PLAN**

<b>Position Title</b>	<b>FY 2020-21</b>	<b>FY 2021-22</b>	<b>FY 2022-23</b>
Chief Appraiser	1	1	1
Administrative Division Chief	1	1	1
Real Property Division Chief	1	1	1
Personal Property Appraiser	1	1	1
Tax Appraiser I	3	2	2
Tax Appraiser II	1	2	2
Administrative Assistant	0	1	1
Board Members (\$100 per meeting)	3	3	3
<b>Total Positions</b>	<b>8</b>	<b>9</b>	<b>9</b>

## **FY 2022-23 BUDGET HIGHLIGHTS**

- Technical services expenses include \$3,000 for the annual WinGap maintenance agreement, \$6,500 for the annual Q-Public maintenance agreement, \$4,700 for field service program data cloud maintenance, and \$3,300 for a GIS maintenance agreement for a total of \$17,500.
- Contract labor expenses include \$7,500 for a private company to perform personal property audits, \$11,000 for the River Valley Regional Commission to perform parcel maintenance, and \$14,500 for the preparation and mailing of the annual assessment notices for a total of \$33,000.
- Small equipment expenses include \$2,000 for computers and \$1,800 for a laminating machine for a total of \$3,800.

# TAX ASSESSOR

## EXPENDITURES

Account Number	Expenditure Description	FY 2020-21 Audited	FY 2021-22 Amended Budget	FY 2022-23 Department Requested Budget	FY 2022-23 Manager Proposed Budget	FY 2022-23 Commission Approved Budget
----------------	-------------------------	--------------------	---------------------------	--	------------------------------------	---------------------------------------

### Personal Services and Employee Benefits

05-511100	Regular Employees	406,125	449,887	484,000	484,000	484,000
05-512100	Group Insurance	59,659	82,500	85,000	85,000	85,000
05-512200	FICA	23,926	27,946	30,000	30,000	30,000
05-512300	Medicare	5,601	6,555	7,000	7,000	7,000
05-512400	Retirement Contributions	41,592	56,474	71,000	71,000	71,000
05-512600	Unemployment Insurance	138	296	300	300	300
05-512700	Workers' Compensation	4,419	6,576	7,900	7,900	7,900
<b>Total Personal Services and Employee Benefits</b>		<b>541,460</b>	<b>630,234</b>	<b>685,200</b>	<b>685,200</b>	<b>685,200</b>

### Purchased / Contracted Services

05-521310	Technical Services-Maint. Agreement	28,540	23,200	17,500	17,500	17,500
05-522260	Repairs and Maintenance-Vehicle	390	500	500	500	500
05-522323	Copier Lease Agreement	0	0	11,500	11,500	11,500
05-523210	Communications-Telephone	3,074	3,000	4,250	4,250	4,250
05-523250	Communications-Postage	1,535	1,500	1,500	1,500	1,500
05-523500	Travel	641	8,000	8,000	8,000	8,000
05-523600	Dues and Fees	2,389	2,850	2,850	2,850	2,850
05-523700	Education and Training	1,742	3,000	3,000	3,000	3,000
05-523850	Contract Labor	25,461	31,500	33,000	33,000	33,000
<b>Total Purchased / Contracted Services</b>		<b>63,772</b>	<b>73,550</b>	<b>82,100</b>	<b>82,100</b>	<b>82,100</b>

### Supplies

05-531101	General Supplies-Office	3,521	4,500	4,500	4,500	4,500
05-531150	General Supplies-Tires	0	600	600	600	600
05-531270	Gasoline/Diesel/Oil	4,935	5,700	6,500	6,500	6,500
05-531600	Small Equipment	133	2,600	3,800	3,800	3,800
<b>Total Supplies</b>		<b>8,589</b>	<b>13,400</b>	<b>15,400</b>	<b>15,400</b>	<b>15,400</b>

### Capital Outlays

05-542200	Vehicle	44,462	0	0	0	0
05-543000	Aerial Flight	21,950	22,000	0	0	0
<b>Total Capital Outlays</b>		<b>66,412</b>	<b>22,000</b>	<b>0</b>	<b>0</b>	<b>0</b>

<b>Total Tax Assessor</b>		<b>680,233</b>	<b>739,184</b>	<b>782,700</b>	<b>782,700</b>	<b>782,700</b>
---------------------------	--	----------------	----------------	----------------	----------------	----------------

# TAX COMMISSIONER

---

## ***OFFICE PROFILE***

The Tax Commissioner is elected by the voters for four year terms. The Tax Commissioner is responsible for collecting all county, Board of Education, and state property taxes as well as motor vehicle taxes. The Tax Commissioner mails approximately 20,045 real property tax bills, 302 mobile home tax bills, 1,005 personal property tax bills, and 61,000 motor vehicle tag pre-bills. This elected official also issues executions against delinquent taxpayers, sells motor vehicle license plates, transfers vehicle titles, and issues mobile home decals.

## ***STAFFING PLAN***

<b>Position Title</b>	<b>FY 2020-21</b>	<b>FY 2021-22</b>	<b>FY 2022-23</b>
Tax Commissioner (elected)	1	1	1
Deputy Tax Commissioner	1	1	1
Motor Vehicle Supervisor	1	1	1
Motor Vehicle Clerk	4	4	4
Property Tax Clerk	1	1	1
<b>Total Positions</b>	<b>8</b>	<b>8</b>	<b>8</b>

## ***FY 2022-23 BUDGET HIGHLIGHTS***

- No significant changes from the previous fiscal year.

# TAX COMMISSIONER

## EXPENDITURES

Account Number	Expenditure Description	FY 2020-21 Audited	FY 2021-22 Amended Budget	FY 2022-23 Department Requested Budget	FY 2022-23 Manager Proposed Budget	FY 2022-23 Commission Approved Budget
----------------	-------------------------	--------------------	---------------------------	--	------------------------------------	---------------------------------------

### Personal Services and Employee Benefits

03-511100	Regular Employees	317,223	337,500	360,000	360,000	362,500
03-512100	Group Insurance	52,043	75,000	80,000	80,000	80,000
03-512120	Health Reimbursement Arrangement	1,475	0	0	0	0
03-512200	FICA	18,173	21,000	22,100	22,100	22,255
03-512300	Medicare	4,267	4,900	5,200	5,200	5,237
03-512400	Retirement Contributions	31,665	41,000	56,000	56,000	56,406
03-512600	Unemployment Insurance	182	250	260	260	260
03-512700	Workers' Compensation	744	1,500	1,700	1,700	1,714
<b>Total Personal Services and Employee Benefits</b>		<b>425,772</b>	<b>481,150</b>	<b>525,260</b>	<b>525,260</b>	<b>528,372</b>

### Purchased / Contracted Services

03-521310	Technical Services-Maint. Agreements	19,058	20,000	20,000	20,000	20,000
03-522323	Copier Lease Agreement	0	0	1,600	1,600	1,600
03-523210	Communications-Telephone	1,896	2,000	3,500	3,500	3,500
03-523250	Communications-Postage	39,036	40,000	40,000	40,000	40,000
03-523500	Travel	179	3,000	3,000	3,000	3,000
03-523600	Dues and Fees	625	600	600	600	600
03-523700	Education and Training	0	1,000	1,000	1,000	1,000
<b>Total Purchased / Contracted Services</b>		<b>60,794</b>	<b>66,600</b>	<b>69,700</b>	<b>69,700</b>	<b>69,700</b>

### Supplies

03-531101	General Supplies-Office	9,900	9,000	9,000	9,000	9,000
03-531600	Small Equipment	537	3,000	3,000	3,000	3,000
<b>Total Supplies</b>		<b>10,437</b>	<b>12,000</b>	<b>12,000</b>	<b>12,000</b>	<b>12,000</b>

<b>Total Tax Commissioner</b>		<b>497,003</b>	<b>559,750</b>	<b>606,960</b>	<b>606,960</b>	<b>610,072</b>
-------------------------------	--	----------------	----------------	----------------	----------------	----------------

# VEHICLE MAINTENANCE

## DEPARTMENT PROFILE

The Vehicle Maintenance Department is responsible for the maintenance of approximately 300 county-owned vehicles, heavy equipment, and small equipment and the maintenance of about 20 fire trucks owned by the volunteer fire departments during normal business hours, after hours, and in the field when necessary. This department also assists other departments with preparing specifications for their vehicle and equipment purchases, disposes of all unneeded equipment in accordance with state laws and local policies, and repairs the fleet for the cities of Shiloh and Hamilton on a contractual basis.

## STAFFING PLAN

Position Title	FY 2020-21	FY 2021-22	FY 2022-23
Director	1	1	1
Assistant Director	1	1	1
Lead Mechanic	1	1	1
Mechanic	2	2	2
Parts Inventory Specialist	1	1	1
Inmates	4-6	4-6	2-3
<b>Total Positions</b>	<b>6</b>	<b>6</b>	<b>6</b>

## FY 2022-23 BUDGET HIGHLIGHTS

- Personal services and employee benefits expenses have increased due to the reclass of the Assistant Director from grade 18 to 20.
- Capital outlay expenses include \$11,000 for a replacement tire mount machine and \$48,000 for a replacement service truck that was approved and ordered during FY 2021-22 but will be delivered during FY 2022-23.



*Vehicle Maintenance Facility*

# VEHICLE MAINTENANCE

## EXPENDITURES

Account Number	Expenditure Description	FY 2020-21 Audited	FY 2021-22 Amended Budget	FY 2022-23 Department Requested Budget	FY 2022-23 Manager Proposed Budget	FY 2022-23 Commission Approved Budget
----------------	-------------------------	--------------------	---------------------------	--	------------------------------------	---------------------------------------

### Personal Services and Employee Benefits

17-511100	Regular Employees	258,248	286,901	307,000	307,000	316,070
17-511300	Overtime	611	1,100	1,100	1,100	1,100
17-512100	Group Insurance	42,020	56,000	62,000	62,000	62,628
17-512120	Health Reimbursement Arrangement	1,001	0	0	0	0
17-512200	FICA	15,235	17,883	18,500	18,500	19,062
17-512300	Medicare	3,566	4,187	4,500	4,500	4,632
17-512400	Retirement Contributions	25,392	36,840	45,000	45,000	46,475
17-512600	Unemployment Insurance	130	150	150	150	150
17-512700	Workers' Compensation	2,833	7,338	5,000	5,000	5,229
<b>Total Personal Services and Employee Benefits</b>		<b>349,036</b>	<b>410,399</b>	<b>443,250</b>	<b>443,250</b>	<b>455,346</b>

### Purchased / Contracted Services

17-521310	Technical Services-Maintenance Agreement	5,655	6,200	6,500	6,500	6,500
17-522210	Repairs and Maintenance-Equipment	4,483	2,800	2,800	2,800	2,800
17-522220	Repairs and Maintenance-Building	3,922	6,000	6,000	6,000	6,000
17-522260	Repairs and Maintenance-Vehicle	1,789	5,000	5,000	5,000	5,000
17-523210	Communications-Telephone	1,879	3,000	3,000	3,000	3,000
17-523700	Education and Training	0	0	0	0	0
<b>Total Purchased / Contracted Services</b>		<b>17,728</b>	<b>23,000</b>	<b>23,300</b>	<b>23,300</b>	<b>23,300</b>

### Supplies

17-531101	General Supplies-Office	1,613	2,500	2,500	2,500	2,500
17-531110	General Supplies-Shop	11,174	20,000	15,000	15,000	15,000
17-531150	General Supplies-Tires	1,242	2,000	2,000	2,000	2,000
17-531210	Water/Sewer	524	1,200	1,200	1,200	1,200
17-531230	Electricity	10,050	5,000	10,000	10,000	10,000
17-531240	Bottled Gas	4,046	3,300	5,000	5,000	5,000
17-531270	Gasoline/Diesel/Oil	4,254	3,000	4,500	4,500	4,500
17-531600	Small Equipment	9,916	8,500	8,000	8,000	8,000
17-531710	Uniforms	1,339	3,000	3,000	3,000	3,000
<b>Total Supplies</b>		<b>44,158</b>	<b>48,500</b>	<b>51,200</b>	<b>51,200</b>	<b>51,200</b>

### Capital Outlays

17-542100	Tire Mount Machine	0	0	11,000	11,000	11,000
17-542101	Diesel Powered Pressure Washer	0	6,000	0	0	0
17-542200	Vehicles (from FY 2021-22)	0	48,000	131,000	48,000	48,000
<b>Total Capital Outlays</b>		<b>0</b>	<b>54,000</b>	<b>142,000</b>	<b>59,000</b>	<b>59,000</b>

<b>Total Vehicle Maintenance</b>		<b>410,922</b>	<b>535,899</b>	<b>659,750</b>	<b>576,750</b>	<b>588,846</b>
----------------------------------	--	----------------	----------------	----------------	----------------	----------------

# VOLUNTEER FIRE DEPARTMENTS

## DEPARTMENT PROFILE

The county has ten volunteer fire departments that provide fire protection to the incorporated and unincorporated areas of the county. A portion of the city of West Point is located within the county and that city has a paid fire department. The ten volunteer fire departments currently maintain 17 stations and substations located throughout the county. The county provides each station with annual stipends for their operations and equipment purchases, performs repairs on the vehicles and equipment, funds property insurance for the vehicles and stations as well as workers' compensation insurance and accident and sickness insurance. A Council of Fire Chiefs meets monthly to coordinate fire activities and operations.

## STAFFING PLAN

Position Title	FY 2020-21	FY 2021-22	FY 2022-23
No Positions in this Department	0	0	0
<b>Total Positions</b>	<b>0</b>	<b>0</b>	<b>0</b>

## FY 2022-23 BUDGET HIGHLIGHTS

- Repair and maintenance expenses have increased due to aging equipment and vehicles.
- Capital outlay expenses include \$483,000 to construct a new fire training facility behind the Hamilton VFD station. This amount is supplemented with an additional \$167,000 in SPLOST-2019 funds for a total project cost of \$650,000.
- Continue the annual equipment stipend of \$10,000 for each of the 10 volunteer fire departments.
- Increase the annual operation stipend from \$13,894 to \$20,841 for each of the 10 volunteer fire departments and the city of West Point's paid fire department.
- Increase the annual operation stipend from \$3,800 to \$4,085 for each of the six volunteer substations.



*Hamilton's Volunteer Fire Station*

# VOLUNTEER FIRE DEPARTMENTS

## EXPENDITURES

Account Number	Expenditure Description	FY 2020-21 Audited	FY 2021-22 Amended Budget	FY 2022-23 Department Requested Budget	FY 2022-23 Manager Proposed Budget	FY 2022-23 Commission Approved Budget
----------------	-------------------------	--------------------	---------------------------	--	------------------------------------	---------------------------------------

### Personal Services and Employee Benefits

36-512101	Accident & Sickness Insurance	9,930	12,500	12,500	12,500	12,500
36-512102	Cancer Insurance	18,128	22,000	22,000	22,000	22,000
36-512700	Workers' Compensation	2,445	5,000	5,000	5,000	5,000
36-512911	Hepatitis B Shots	0	500	500	500	500
<b>Total Personal Services and Employee Benefits</b>		<b>30,503</b>	<b>40,000</b>	<b>40,000</b>	<b>40,000</b>	<b>40,000</b>

### Purchased / Contracted Services

36-522210	Repairs and Maintenance-Equipment	1,675	4,000	12,000	12,000	12,000
36-522260	Repairs and Maintenance-Vehicles	22,797	25,000	30,000	30,000	30,000
36-523100	Property Insurance	48,250	50,000	52,000	52,000	52,000
36-523700	Education and Training	8,707	10,000	10,000	10,000	10,000
<b>Total Purchased / Contracted Services</b>		<b>81,429</b>	<b>89,000</b>	<b>104,000</b>	<b>104,000</b>	<b>104,000</b>

### Supplies

36-531150	General Supplies -Tires	3,077	5,000	10,000	10,000	10,000
36-531270	Gasoline/Diesel/Oil	458	500	500	500	500
<b>Total Supplies</b>		<b>3,535</b>	<b>5,500</b>	<b>10,500</b>	<b>10,500</b>	<b>10,500</b>

### Capital Outlays

36-541300	Fire Training Facility	0	0	0	0	483,000
<b>Total Capital Outlays</b>		<b>0</b>	<b>0</b>	<b>0</b>	<b>0</b>	<b>483,000</b>

### Other Costs

36-572020	VFD Equipment Stipend	100,000	100,000	100,000	100,000	100,000
36-572021	VFD Operations Stipend-Stations	149,358	152,834	200,000	200,000	229,251
36-572022	VFD Operations Stipend-Substations	19,000	22,800	24,510	24,510	24,510
36-573001	State Highway Impact Fee	0	3,100	3,100	3,100	3,100
36-573004	Vehicle License Tags	0	100	100	100	100
<b>Total Other Costs</b>		<b>268,358</b>	<b>278,834</b>	<b>327,710</b>	<b>327,710</b>	<b>356,961</b>

<b>Total Volunteer Fire Departments</b>		<b>383,825</b>	<b>413,334</b>	<b>482,210</b>	<b>482,210</b>	<b>994,461</b>
---	--	----------------	----------------	----------------	----------------	----------------



# **OUTSIDE AGENCIES**

---

## ***AGENCY PROFILES***

The Board of County Commissioners funds six outside agencies that are outside the structure of Harris County government operations. The county considers these six agencies essential to the county residents, and therefore, partly funds their annual operations. The outside agencies are:

### **Georgia Division of Family & Children Services**

This state agency, under the direction of the Georgia Department of Human Services Region 8, provides and administers all welfare and public assistance functions for the county including such programs as temporary assistance to needy families (TANF), adult Medicaid, food stamps, employment services, child protective social services, foster care, and adoptions. The county provides this agency with an annual supplement.

### **New Horizons Behavioral Health Community Service Board**

This agency is responsible for delivering publicly funded mental health, developmental disabilities, and addictive diseases services to eight area counties including Harris. The county provides this agency with one county-owned building on a rental basis to house their programs and an annual supplement.

### **Senior Citizens Center**

The Senior Citizens Center, through a partnership with the River Valley Area Agency on Aging who subcontracts with Direct Services, provides many programs for the county's senior adults. Those programs include physical exercises, arts and crafts, day trips, inspirational speakers, themed parties, bingo games, and noon-time meals. The center also provides in-home services such as Homemaker Aide Service that consists of light housekeeping, laundry, and essential errands and home delivered meals through the Meals-on-Wheels program. The county provides this program with a county-owned building and an annual supplement.

### **Health Department**

This state agency, under the direction of the local Board of Health, determines the county's health needs and develops programs to meet those needs. This agency administers numerous community health related programs such as children and adult immunizations, hearing, vision, and dental screenings, STD screenings and treatment, TB detection and treatment, tobacco use prevention, teen clinic, women's health programs, emergency preparedness, WIC program, and maintains vital records including birth and death certificates. In addition, this agency has an environmental health unit that reviews plans and inspects tourist accommodations, inspects cleanliness of restaurants, inspects public swimming pools, evaluates and protects private water wells, issues septic tank permits, performs rabies control activities, investigates health and disease related issues, and performs various public education activities. The county provides this agency with a county-owned building and an annual supplement.

### **Troup-Harris Regional Library**

The Troup-Harris Regional Library offers a full-range of library services to all citizens of the county to meet the citizens' informational, educational, and recreational needs. The library system operates three libraries (Harris County, Hogansville, and LaGrange Memorial) and is headquartered in LaGrange. The library is a member of the Public Information Network for Electronic Services (PINES) to increase the community's access to information. The county provides this agency with a county-owned building and an annual supplement.

# OUTSIDE AGENCIES

## Development Authority

The eight-member statutorily created development authority was created to promote trade, commerce, industry, and employment opportunities for the public good and general welfare of Harris County. This authority acts in accordance with the Georgia Development Authorities Law, O.C.G.A. 36-62-1. The Authority is responsible for marketing and developing the county’s two industrial business parks, the Northwest Harris Business Park and the Hamilton Business Park.

## ***FY 2022-23 BUDGET HIGHLIGHTS***

- Troup-Harris Regional Library expenses have increased \$36,132 due to increases in material and labor costs.
- Development Authority expenses include \$125,000 to hire a full-time economic development professional supervised by the Development Authority to establish an office and promote and market the county.

## ***EXPENDITURES***

Account Number	Agency Description	FY 2020-21 Audited	FY 2021-22 Amended Budget	FY 2022-23 Department Requested Budget	FY 2022-23 Manager Proposed Budget	FY 2022-23 Commission Approved Budget
34-572001	GA DFACS	12,602	17,070	17,070	17,070	17,070
34-572002	New Horizon Community Service Bd.	6,000	6,000	6,000	6,000	6,000
34-572003	Senior Citizens Center	8,296	9,100	9,100	9,100	9,100
31-572004	Health Department	250,000	250,000	250,000	250,000	250,000
27-572005	Troup-Harris Regional Library	263,912	263,868	300,000	300,000	300,000
34-572006	Development Authority	0	0	125,000	125,000	125,000
<b>Total Outside Agencies</b>		<b>540,810</b>	<b>546,038</b>	<b>707,170</b>	<b>707,170</b>	<b>707,170</b>





## **SPECIAL REVENUE FUNDS**

Special Revenue Funds are used to account for all financial resources that are legally or administratively restricted for special purposes. The county has eight Special Revenue Funds: CARES/ARP Act Grant Fund, Confiscated Assets Fund, County Jail Fund, County Law Library Fund, Drug Abuse Treatment & Education Fund, Emergency Telephone System Fund, Hotel/Motel Tax Fund, and the Local Victim Assistance Program Fund.

# CARES/ARP ACT GRANT FUND

---

## ***FUND PROFILE***

This Special Revenue Fund is used to account for grant funds received from the federal Coronavirus Aid, Relief, and Economic Security (CARES) Act and from the federal American Rescue Plan (ARP) Act. The CARES Act funds are legally restricted to be used for public health emergency expenses due to COVID-19 from March 1, 2020 to December 30, 2020. The ARP Act funds are legally restricted to be used for support of the public health response, address negative economic impacts, premium pay for essential workers, payroll expenses for public health and public safety employees, replace public sector revenue loss, water and sewer infrastructure, and broadband.

## ***STAFFING PLAN***

<b>Position Title</b>	<b>FY 2020-21</b>	<b>FY 2021-22</b>	<b>FY 2022-23</b>
No Positions in this Fund	0	0	0
<b>Total Positions</b>	<b>0</b>	<b>0</b>	<b>0</b>

## ***FY 2022-23 BUDGET HIGHLIGHTS***

- The federal CARES Act grant funds have been received, allocated, and spent. No further action is anticipated regarding these grant funds.
- Professional services expenses include \$105,000 to design an elevated water tank to be located near SR 315 and I-185. Construction of the elevated water tank is scheduled for late FY 2023-24.
- Capital outlay expenses include \$2,024,900 to replace the HVAC system at the courthouse to improve ventilation, \$3,422,000 for the second installment of federal ARP funds to be used for specific purposes, and \$430,000 to provide broadband in accordance with federal ARP Act regulations.

# CARES/ARP ACT GRANT FUND

## REVENUES

Account Number	Revenue Description	FY 2020-21 Audited	FY 2021-22 Amended Budget	FY 2022-23 Department Requested Budget	FY 2022-23 Manager Proposed Budget	FY 2022-23 Commission Approved Budget
----------------	---------------------	--------------------	---------------------------	--	------------------------------------	---------------------------------------

### Intergovernmental Revenue

99-331150	CARES Act Grant Funds	520,279	0	0	0	0
<b>Total Intergovernmental Revenue</b>		<b>520,279</b>	<b>0</b>	<b>0</b>	<b>0</b>	<b>0</b>

### Other Financing Sources

98-399999	Use of Reserves (ARP Act Funds)	0	3,400,000	2,559,900	2,559,900	5,981,900
<b>Total Other Financing Sources</b>		<b>0</b>	<b>3,400,000</b>	<b>2,559,900</b>	<b>2,559,900</b>	<b>5,981,900</b>

<b>Total Revenues</b>		<b>520,279</b>	<b>3,400,000</b>	<b>2,559,900</b>	<b>2,559,900</b>	<b>5,981,900</b>
-----------------------	--	----------------	------------------	------------------	------------------	------------------

## EXPENDITURES

Account Number	Expenditure Description	FY 2020-21 Audited	FY 2021-22 Amended Budget	FY 2022-23 Department Requested Budget	FY 2022-23 Manager Proposed Budget	FY 2022-23 Commission Approved Budget
----------------	-------------------------	--------------------	---------------------------	--	------------------------------------	---------------------------------------

### Personal Services and Employee Benefits

99-511100	Regular Employee – Sheriff's Office	256,697	0	0	0	0
99-511100	Regular Employee - EMS	134,051	0	0	0	0
99-511300	Overtime – Sheriff's Office	4,391	0	0	0	0
99-511300	Overtime - EMS	52,118	0	0	0	0
99-512103	Group Insurance – Sheriff's Office	38,795	0	0	0	0
99-512103	Group Insurance - EMS	11,223	0	0	0	0
99-512200	FICA – Sheriff's Office	16,130	0	0	0	0
99-512200	FICA – EMS	2,513	0	0	0	0
99-512300	Medicare - Sheriff's Office	3,773	0	0	0	0
99-512300	Medicare – EMS	588	0	0	0	0
<b>Total Personal Services and Employee Benefits</b>		<b>520,279</b>	<b>0</b>	<b>0</b>	<b>0</b>	<b>0</b>

### Purchased / Contracted Services

98-521200	Professional Services	0	0	105,000	105,000	105,000
<b>Total Purchased / Contracted Services</b>		<b>0</b>	<b>0</b>	<b>105,000</b>	<b>105,000</b>	<b>105,000</b>

### Capital Outlays

98-541300	Courthouse HVAC	0	0	2,024,900	2,024,900	2,024,900
98-541400	Capital Projects	0	3,400,000	0	0	3,422,000
98-541401	Broadband	0	0	430,000	430,000	430,000
<b>Total Capital Outlays</b>		<b>0</b>	<b>3,400,000</b>	<b>2,454,900</b>	<b>2,454,900</b>	<b>5,876,900</b>

<b>Total Expenditures</b>		<b>520,279</b>	<b>3,400,000</b>	<b>2,559,900</b>	<b>2,559,900</b>	<b>5,981,900</b>
---------------------------	--	----------------	------------------	------------------	------------------	------------------

# CONFISCATED ASSETS FUND

---

## ***FUND PROFILE***

This Special Revenue Fund, authorized by O.C.G.A. 16-13-49 and under the direction of the elected Sheriff, is used to account for revenues generated from confiscated items. These funds are legally restricted to be used for any official law enforcement purpose except for the payment of salaries or rewards to law enforcement personnel.

## ***STAFFING PLAN***

<b>Position Title</b>	<b>FY 2020-21</b>	<b>FY 2021-22</b>	<b>FY 2022-23</b>
No Positions in this Fund	0	0	0
<b>Total Positions</b>	<b>0</b>	<b>0</b>	<b>0</b>

## ***FY 2022-23 BUDGET HIGHLIGHTS***

- No significant changes from the previous fiscal year.

# CONFISCATED ASSETS FUND

## REVENUES

Account Number	Revenue Description	FY 2020-21 Audited	FY 2021-22 Amended Budget	FY 2022-23 Department Requested Budget	FY 2022-23 Manager Proposed Budget	FY 2022-23 Commission Approved Budget
----------------	---------------------	--------------------	---------------------------	--	------------------------------------	---------------------------------------

### *Fines & Forfeitures*

52-351300	Confiscations	14,914	14,000	14,000	14,000	14,000
<b>Total Fines &amp; Forfeitures</b>		<b>14,914</b>	<b>14,000</b>	<b>14,000</b>	<b>14,000</b>	<b>14,000</b>

### *Investment Income*

52-361000	Interest Revenues	0	1,000	1,000	1,000	1,000
<b>Total Investment Income</b>		<b>0</b>	<b>1,000</b>	<b>1,000</b>	<b>1,000</b>	<b>1,000</b>

<b>Total Revenues</b>		<b>14,914</b>	<b>15,000</b>	<b>15,000</b>	<b>15,000</b>	<b>15,000</b>
-----------------------	--	---------------	---------------	---------------	---------------	---------------

## EXPENDITURES

Account Number	Expenditure Description	FY 2020-21 Audited	FY 2021-22 Amended Budget	FY 2022-23 Department Requested Budget	FY 2022-23 Manager Proposed Budget	FY 2022-23 Commission Approved Budget
----------------	-------------------------	--------------------	---------------------------	--	------------------------------------	---------------------------------------

### *Purchased / Contracted Services*

52-523900	Other Purchased Services	0	5,000	5,000	5,000	5,000
<b>Total Purchased / Contracted Services</b>		<b>0</b>	<b>5,000</b>	<b>5,000</b>	<b>5,000</b>	<b>5,000</b>

### *Supplies*

52-531170	General Supplies and Materials	12,109	10,000	10,000	10,000	10,000
<b>Total Supplies</b>		<b>12,109</b>	<b>10,000</b>	<b>10,000</b>	<b>10,000</b>	<b>10,000</b>

<b>Total Expenditures</b>		<b>12,109</b>	<b>15,000</b>	<b>15,000</b>	<b>15,000</b>	<b>15,000</b>
---------------------------	--	---------------	---------------	---------------	---------------	---------------

# COUNTY JAIL FUND

---

## ***FUND PROFILE***

This Special Revenue Fund, authorized by O.C.G.A. 15-21-90 to 15-21-95, is used to account for the proceeds of an additional 10% penalty placed on all criminal and traffic cases and cases involving violations of county ordinances collected in the county courts. These funds are legally restricted to be used for the purpose of constructing, operating, and staffing county jails, correctional institutions, and detention facilities.

## ***STAFFING PLAN***

<b>Position Title</b>	<b>FY 2020-21</b>	<b>FY 2021-22</b>	<b>FY 2022-23</b>
No Positions in this Fund	0	0	0
<b>Total Positions</b>	<b>0</b>	<b>0</b>	<b>0</b>

## ***FY 2022-23 BUDGET HIGHLIGHTS***

- Indirect cost allocation of \$70,000 from this Fund to the General Fund to pay for operating expenditures of the county jail and correctional institution.



# COUNTY JAIL FUND

## REVENUES

Account Number	Revenue Description	FY 2020-21 Audited	FY 2021-22 Amended Budget	FY 2022-23 Department Requested Budget	FY 2022-23 Manager Proposed Budget	FY 2022-23 Commission Approved Budget
----------------	---------------------	--------------------	---------------------------	--	------------------------------------	---------------------------------------

### *Fines & Forfeitures*

61-351110	Superior Court Fees	4,370	8,000	8,000	8,000	8,000
61-351130	Magistrate Court Fees	0	100	100	100	100
61-351150	Probate Court Fees	33,788	42,000	42,000	42,000	42,000
61-351170	Municipal Fees	19,062	14,900	19,900	19,900	19,900
<b>Total Fines &amp; Forfeitures</b>		<b>57,220</b>	<b>65,000</b>	<b>70,000</b>	<b>70,000</b>	<b>70,000</b>

<b>Total Revenues</b>		<b>57,220</b>	<b>65,000</b>	<b>70,000</b>	<b>70,000</b>	<b>70,000</b>
-----------------------	--	---------------	---------------	---------------	---------------	---------------

## EXPENDITURES

Account Number	Expenditure Description	FY 2020-21 Audited	FY 2021-22 Amended Budget	FY 2022-23 Department Requested Budget	FY 2022-23 Manager Proposed Budget	FY 2022-23 Commission Approved Budget
----------------	-------------------------	--------------------	---------------------------	--	------------------------------------	---------------------------------------

### *Interfund / Interdepartmental Charges*

61-551100	Indirect Cost Allocation	71,000	65,000	70,000	70,000	70,000
<b>Total Interfund / Interdepartmental Charges</b>		<b>71,000</b>	<b>65,000</b>	<b>70,000</b>	<b>70,000</b>	<b>70,000</b>

<b>Total Expenditures</b>		<b>71,000</b>	<b>65,000</b>	<b>70,000</b>	<b>70,000</b>	<b>70,000</b>
---------------------------	--	---------------	---------------	---------------	---------------	---------------

# COUNTY LAW LIBRARY FUND

---

## ***FUND PROFILE***

This Special Revenue Fund, authorized by O.C.G.A. 36-15-1 to 36-15-9, is used to account for an additional sum not to exceed \$5.00 (\$5.00 for Harris County) placed on civil and criminal cases filed in Superior Court, Magistrate Court, Probate Court, and any other courts of record. These funds are legally restricted to be used for the purchase of law books, reports, texts, periodicals, supplies, desks, and equipment for the operations of the law library among other items. This Fund has a seven-member Law Library Board of Trustees to oversee its operations.

## ***STAFFING PLAN***

<b>Position Title</b>	<b>FY 2020-21</b>	<b>FY 2021-22</b>	<b>FY 2022-23</b>
No Positions in this Fund	0	0	0
<b>Total Positions</b>	<b>0</b>	<b>0</b>	<b>0</b>

## ***FY 2022-23 BUDGET HIGHLIGHTS***

- No significant changes from the previous fiscal year.

# COUNTY LAW LIBRARY FUND

## REVENUES

Account Number	Revenue Description	FY 2020-21 Audited	FY 2021-22 Amended Budget	FY 2022-23 Department Requested Budget	FY 2022-23 Manager Proposed Budget	FY 2022-23 Commission Approved Budget
----------------	---------------------	--------------------	---------------------------	--	------------------------------------	---------------------------------------

### Fines & Forfeitures

38-351110	Superior Court Fees	3,404	3,000	3,000	3,000	3,000
38-351130	Magistrate Court Fees	2,665	2,500	2,500	2,500	2,500
38-351150	Probate Court Fees	9,239	8,500	8,500	8,500	8,500
<b>Total Fines &amp; Forfeitures</b>		<b>15,308</b>	<b>14,000</b>	<b>14,000</b>	<b>14,000</b>	<b>14,000</b>

### Other Financing Sources

38-399999	Use of Fund Reserves	0	10,000	10,000	10,000	10,000
<b>Total Other Financing Sources</b>		<b>0</b>	<b>10,000</b>	<b>10,000</b>	<b>10,000</b>	<b>10,000</b>

<b>Total Revenues</b>		<b>15,308</b>	<b>24,000</b>	<b>24,000</b>	<b>24,000</b>	<b>24,000</b>
-----------------------	--	---------------	---------------	---------------	---------------	---------------

## EXPENDITURES

Account Number	Expenditure Description	FY 2020-21 Audited	FY 2021-22 Amended Budget	FY 2022-23 Department Requested Budget	FY 2022-23 Manager Proposed Budget	FY 2022-23 Commission Approved Budget
----------------	-------------------------	--------------------	---------------------------	--	------------------------------------	---------------------------------------

### Purchased / Contract Services

38-521200	Professional Services	0	10,000	10,000	10,000	10,000
<b>Total Purchased / Contracted Services</b>		<b>0</b>	<b>10,000</b>	<b>10,000</b>	<b>10,000</b>	<b>10,000</b>

### Supplies

38-531190	General Supplies and Materials	0	4,000	4,000	4,000	4,000
38-531400	Books and Periodicals	7,342	10,000	10,000	10,000	10,000
<b>Total Supplies</b>		<b>7,342</b>	<b>14,000</b>	<b>14,000</b>	<b>14,000</b>	<b>14,000</b>

<b>Total Expenditures</b>		<b>7,342</b>	<b>24,000</b>	<b>24,000</b>	<b>24,000</b>	<b>24,000</b>
---------------------------	--	--------------	---------------	---------------	---------------	---------------

# **DRUG ABUSE TREATMENT & EDUCATION FUND**

## ***FUND PROFILE***

This Special Revenue Fund, authorized by O.C.G.A. 15-21-100 to 15-21-101, is used to account for an additional 50% penalty placed on certain drug related fines collected in Superior Court, Magistrate Court, and Probate Court. These funds are legally restricted to be used for drug abuse treatment and education programs relating to controlled substances, alcohol, and marijuana.

## ***STAFFING PLAN***

<b>Position Title</b>	<b>FY 2020-21</b>	<b>FY 2021-22</b>	<b>FY 2022-23</b>
No Positions in this Fund	0	0	0
<b>Total Positions</b>	<b>0</b>	<b>0</b>	<b>0</b>

## ***FY 2022-23 BUDGET HIGHLIGHTS***

- No significant changes from the previous fiscal year.

# DRUG ABUSE TREATMENT & EDUCATION FUND

## REVENUES

Account Number	Revenue Description	FY 2020-21 Audited	FY 2021-22 Amended Budget	FY 2022-23 Department Requested Budget	FY 2022-23 Manager Proposed Budget	FY 2022-23 Commission Approved Budget
----------------	---------------------	--------------------	---------------------------	--	------------------------------------	---------------------------------------

### *Fines & Forfeitures*

40-351110	Superior Court Fees	8,497	14,000	14,000	14,000	14,000
40-351130	Magistrate Court Fees	0	500	500	500	500
40-351150	Probate Court Fees	10,788	12,000	12,000	12,000	12,000
40-351170	Municipal Fees	1,126	1,500	1,500	1,500	1,500
<b>Total Fines &amp; Forfeitures</b>		<b>20,411</b>	<b>28,000</b>	<b>28,000</b>	<b>28,000</b>	<b>28,000</b>

### *Other Financing Sources*

40-399999	Use of Fund Reserves	0	0	0	0	0
<b>Total Other Financing Sources</b>		<b>0</b>	<b>0</b>	<b>0</b>	<b>0</b>	<b>0</b>

<b>Total Revenues</b>		<b>20,411</b>	<b>28,000</b>	<b>28,000</b>	<b>28,000</b>	<b>28,000</b>
-----------------------	--	---------------	---------------	---------------	---------------	---------------

## EXPENDITURES

Account Number	Expenditure Description	FY 2020-21 Audited	FY 2021-22 Amended Budget	FY 2022-23 Department Requested Budget	FY 2022-23 Manager Proposed Budget	FY 2022-23 Commission Approved Budget
----------------	-------------------------	--------------------	---------------------------	--	------------------------------------	---------------------------------------

### *Purchased / Contracted Services*

40-521200	Professional Counseling	0	27,000	27,000	27,000	27,000
40-523900	Chamber Drug Free Workplace	295	1,000	1,000	1,000	1,000
<b>Total Purchased / Contracted Services</b>		<b>295</b>	<b>28,000</b>	<b>28,000</b>	<b>28,000</b>	<b>28,000</b>

<b>Total Expenditures</b>		<b>295</b>	<b>28,000</b>	<b>28,000</b>	<b>28,000</b>	<b>28,000</b>
---------------------------	--	------------	---------------	---------------	---------------	---------------

# **EMERGENCY TELEPHONE SYSTEM FUND**

---

**FUND PROFILE**

This Special Revenue Fund, authorized by O.C.G.A. 46-5-133 to 46-5-134, is used to account for the revenues collected from a monthly \$1.50 surcharge placed on all landline telephones, a monthly \$1.50 surcharge placed on all wireless telephones (Phase I and II), a monthly \$1.50 surcharge placed on all VoIP telephones, and a \$1.50 surcharge placed on prepaid wireless devices. These funds are legally restricted to be used to operate the county-wide 911 emergency telephone system. This department’s certified communication officers receive and process emergency and non-emergency telephone calls on a county-wide basis and dispatches emergency personnel from the Sheriff’s Office, Hamilton, Pine Mountain, Shiloh, and Waverly Hall police departments, county-wide EMS, ten volunteer fire departments, and assists many other county departments and state agencies with their various communication needs. This department also maintains the county-wide Master Street Address Guide (MSAG). Lastly, this department acts as the local emergency management agency to coordinate various local and state agencies to prepare, respond, and recover from natural and manmade hazards, updates the local emergency operations plan, and performs community services for schools and civic organizations.

**STAFFING PLAN**

Position Title	FY 2020-21	FY 2021-22	FY 2022-23
911/EMA Director	1	1	1
Deputy 911/ Deputy EMA Director	1	1	1
Communication Officer	16	16	16
<b>Total Positions</b>	<b>18</b>	<b>18</b>	<b>18</b>

**FY 2022-23 BUDGET HIGHLIGHTS**

- Professional services expenses include \$20,000 to update the 2017 Tusa evaluation study of the 911 system due to current operational issues.
- Technical services for maintenance agreements include \$245,000 for various maintenance agreements to cover the weather computer, 911 equipment and radios, telephone system, CAD system, recorder, GCIC, language line, and Code Red mass emergency notification system.
- Rental expenses include \$34,800 to continue to rent tower space on the Phenix City, AL Tetra site and sites at Waverly Hall, Hamilton, Goat Rock, and Ellerslie.
- \$970,250 is needed from the General Fund to balance this budget.

# EMERGENCY TELEPHONE SYSTEM FUND

## REVENUES

Account Number	Revenue Description	FY 2020-21 Audited	FY 2021-22 Amended Budget	FY 2022-23 Department Requested Budget	FY 2022-23 Manager Proposed Budget	FY 2022-23 Commission Approved Budget
----------------	---------------------	--------------------	---------------------------	--	------------------------------------	---------------------------------------

### Charges for Services

13-342503	E-911 Non-Prepaid Charges	599,352	570,000	600,000	600,000	600,000
13-342510	E-911 Prepaid Charges	146,736	130,000	145,000	145,000	145,000
13-342520	E-911 Fireworks Excise Tax	263	200	250	250	250
<b>Total Charges for Services</b>		<b>746,351</b>	<b>700,200</b>	<b>745,250</b>	<b>745,250</b>	<b>745,250</b>

### Investment Income

13-361000	Interest Revenues	0	200	0	0	0
<b>Total Investment Income</b>		<b>0</b>	<b>200</b>	<b>0</b>	<b>0</b>	<b>0</b>

### Other Financing Sources

13-391100	Transfer In From General Fund	786,650	859,000	999,650	946,650	970,250
<b>Total Other Financing Sources</b>		<b>786,650</b>	<b>859,000</b>	<b>999,650</b>	<b>946,650</b>	<b>970,250</b>

<b>Total Revenues</b>		<b>1,533,001</b>	<b>1,559,400</b>	<b>1,744,900</b>	<b>1,691,900</b>	<b>1,715,500</b>
-----------------------	--	------------------	------------------	------------------	------------------	------------------

## EXPENDITURES

Account Number	Expenditure Description	FY 2020-21 Audited	FY 2021-22 Amended Budget	FY 2022-23 Department Requested Budget	FY 2022-23 Manager Proposed Budget	FY 2022-23 Commission Approved Budget
----------------	-------------------------	--------------------	---------------------------	--	------------------------------------	---------------------------------------

### Personal Services and Employee Benefits

13-511100	Regular Employees	748,612	814,000	810,000	810,000	810,000
13-511300	Overtime	79,764	94,000	91,000	91,000	91,000
13-512100	Group Insurance	130,092	184,000	190,000	190,000	190,000
13-512120	Health Reimbursement Arrangement	10,862	9,000	0	0	0
13-512200	FICA	48,599	56,500	55,000	55,000	55,000
13-512300	Medicare	11,454	13,200	13,000	13,000	13,000
13-512400	Retirement Contributions	72,761	82,000	136,000	136,000	136,000
13-512600	Unemployment Insurance	400	1,000	500	500	500
13-512700	Workers' Compensation	1,648	5,100	3,000	3,000	3,000
<b>Total Personal Services and Employee Benefits</b>		<b>1,104,192</b>	<b>1,258,800</b>	<b>1,298,500</b>	<b>1,298,500</b>	<b>1,298,500</b>

# EMERGENCY TELEPHONE SYSTEM FUND

## EXPENDITURES

Account Number	Expenditure Description	FY 2020-21 Audited	FY 2021-22 Amended Budget	FY 2022-23 Department Requested Budget	FY 2022-23 Manager Proposed Budget	FY 2022-23 Commission Approved Budget
----------------	-------------------------	--------------------	---------------------------	--	------------------------------------	---------------------------------------

### *Purchased / Contracted Services*

13-521200	Professional Services	0	0	0	0	20,000
13-521310	Technical Services-Maint. Agreement	153,079	160,000	245,000	245,000	245,000
13-521320	Technical Services-Computer	0	500	500	500	500
13-522210	Repairs and Maintenance-Equipment	4,522	6,000	6,000	6,000	6,000
13-522220	Repairs and Maintenance-Building	488	1,000	2,000	2,000	2,000
13-522260	Repairs and Maintenance-Vehicle	671	1,700	1,700	1,700	1,700
13-522321	Rentals	28,086	34,800	34,800	34,800	34,800
13-522323	Copier Lease Agreement	0	0	500	500	500
13-523100	Property and Vehicle Insurance	9,097	10,000	10,000	10,000	13,600
13-523210	Communication-Telephone	40,161	50,000	45,000	45,000	45,000
13-523500	Travel	237	5,000	8,000	5,000	5,000
13-523600	Dues and Fees	312	500	500	500	500
13-523700	Education and Training	2,516	3,000	4,000	4,000	4,000
<b>Total Purchased / Contracted Services</b>		<b>239,169</b>	<b>272,500</b>	<b>358,000</b>	<b>355,000</b>	<b>378,600</b>

### *Supplies*

13-531101	General Supplies-Office	2,164	2,000	3,000	3,000	3,000
13-531150	General Supplies-Tires	1,872	500	500	500	500
13-531210	Water/Sewer	676	500	800	800	800
13-531230	Electricity	16,389	15,000	20,000	20,000	20,000
13-531240	Bottled Gas	1,283	500	1,500	1,500	1,500
13-531270	Gasoline/Diesel/Oil	3,628	4,000	6,000	6,000	6,000
13-531600	Small Equipment	5,643	5,000	6,000	6,000	6,000
13-531710	Uniforms	77	600	600	600	600
<b>Total Supplies</b>		<b>31,732</b>	<b>28,100</b>	<b>38,400</b>	<b>38,400</b>	<b>38,400</b>

### *Capital Outlays*

13-541200	Resurface Parking Lot	0	0	50,000	0	0
13-542401	Computers	157,908	0	0	0	0
<b>Total Capital Outlays</b>		<b>157,908</b>	<b>0</b>	<b>50,000</b>	<b>0</b>	<b>0</b>

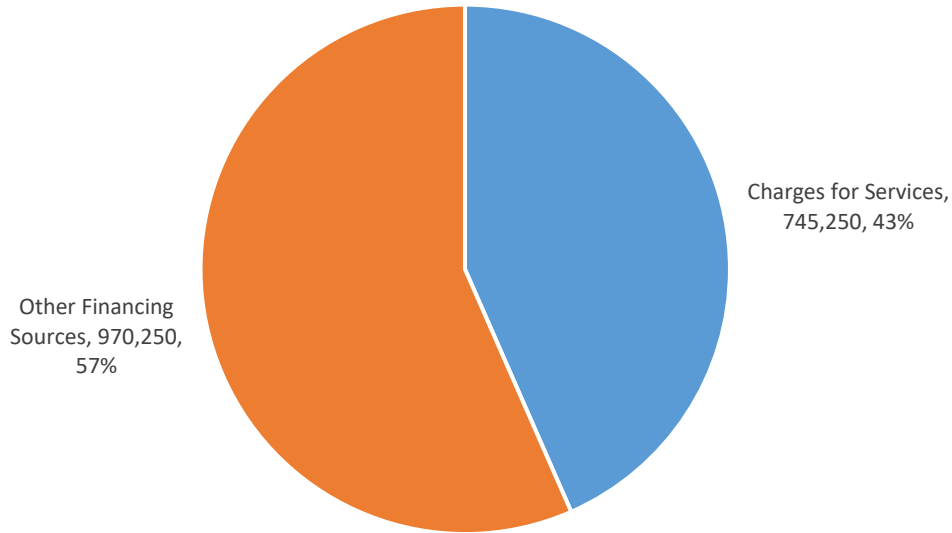
<b>Total Expenditures</b>		<b>1,533,001</b>	<b>1,559,400</b>	<b>1,744,900</b>	<b>1,691,900</b>	<b>1,715,500</b>
---------------------------	--	------------------	------------------	------------------	------------------	------------------



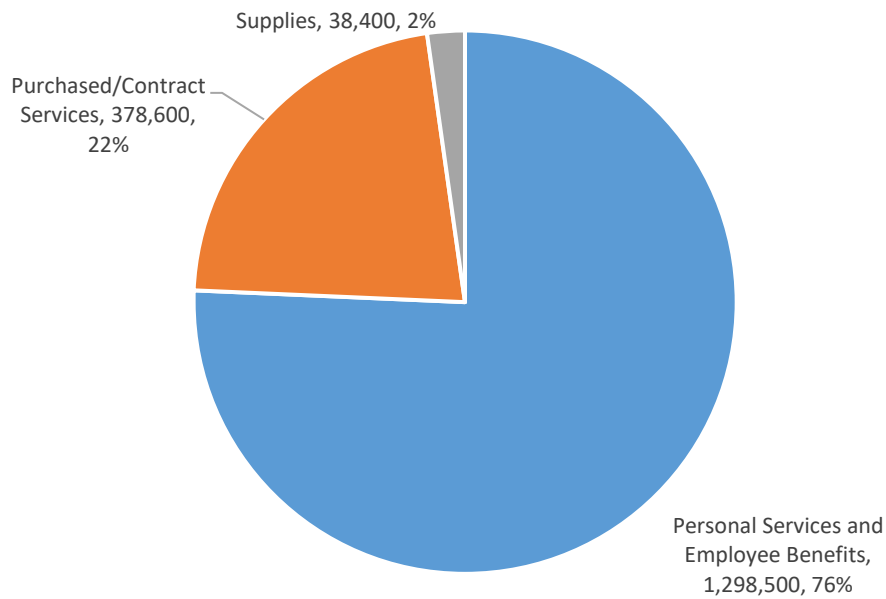
# EMERGENCY TELEPHONE SYSTEM FUND

---

## EMERGENCY TELEPHONE SYSTEM FUND REVENUES BY SOURCE



## EMERGENCY TELEPHONE SYSTEM FUND EXPENSES BY TYPE



# HOTEL/MOTEL TAX FUND

---

## ***FUND PROFILE***

This Special Revenue Fund, authorized by O.C.G.A. 48-13-51, is used to account for the proceeds of the 5% hotel/motel tax collected from lodging facilities located within the unincorporated area of the county. These funds are distributed to the local Chamber of Commerce to promote local tourism, FDR State Park, and for other purposes.

## ***STAFFING PLAN***

<b>Position Title</b>	<b>FY 2020-21</b>	<b>FY 2021-22</b>	<b>FY 2022-23</b>
No Positions in this Fund	0	0	0
<b>Total Positions</b>	<b>0</b>	<b>0</b>	<b>0</b>

## ***FY 2022-23 BUDGET HIGHLIGHTS***

- All hotel/motel tax proceeds are collected and then distributed to the Chamber of Commerce for them to use to promote tourism in the county.



*Cottage at F.D. Roosevelt State Park*

# HOTEL/MOTEL TAX FUND

## REVENUES

Account Number	Revenue Description	FY 2020-21 Audited	FY 2021-22 Amended Budget	FY 2022-23 Department Requested Budget	FY 2022-23 Manager Proposed Budget	FY 2022-23 Commission Approved Budget
----------------	---------------------	--------------------	---------------------------	--	------------------------------------	---------------------------------------

### Taxes

80-314100	Hotel/Motel Tax	212,249	80,000	180,000	180,000	180,000
80-319001	Penalties & Interest	791	500	0	0	0
<b>Total Taxes</b>		<b>213,040</b>	<b>80,500</b>	<b>180,000</b>	<b>180,000</b>	<b>180,000</b>

<b>Total Revenues</b>		<b>213,040</b>	<b>80,500</b>	<b>180,000</b>	<b>180,000</b>	<b>180,000</b>
-----------------------	--	----------------	---------------	----------------	----------------	----------------

## EXPENDITURES

Account Number	Expenditure Description	FY 2020-21 Audited	FY 2021-22 Amended Budget	FY 2022-23 Department Requested Budget	FY 2022-23 Manager Proposed Budget	FY 2022-23 Commission Approved Budget
----------------	-------------------------	--------------------	---------------------------	--	------------------------------------	---------------------------------------

### Purchased / Contracted Services

80-572006	Chamber of Commerce	213,040	80,500	180,000	180,000	180,000
<b>Total Purchased / Contracted Services</b>		<b>213,040</b>	<b>80,500</b>	<b>180,000</b>	<b>180,000</b>	<b>180,000</b>

### Other Financing Uses

80-611100	Transfer Out to General Fund	0	0	0	0	0
<b>Total Other Financing Uses</b>		<b>0</b>	<b>0</b>	<b>0</b>	<b>0</b>	<b>0</b>

<b>Total Expenditures</b>		<b>213,040</b>	<b>80,500</b>	<b>180,000</b>	<b>180,000</b>	<b>180,000</b>
---------------------------	--	----------------	---------------	----------------	----------------	----------------

# **LOCAL VICTIM ASSISTANCE PROGRAM FUND**

---

## ***FUND PROFILE***

This Special Revenue Fund, authorized by O.C.G.A. 15-21-130 to 15-21-132 and under the direction of the elected District Attorney, is used to account for an additional 5% penalty placed on all fines collected in Superior Court, Magistrate Court, Probate Court, and the municipal courts. These funds are legally restricted to be used in funding Criminal Justice Coordinating Council certified victim assistance programs or victim assistance activities carried out by the District Attorney's Office.

## ***STAFFING PLAN***

<b>Position Title</b>	<b>FY 2020-21</b>	<b>FY 2021-22</b>	<b>FY 2022-23</b>
No Positions in this Fund	0	0	0
<b>Total Positions</b>	<b>0</b>	<b>0</b>	<b>0</b>

## ***FY 2022-23 BUDGET HIGHLIGHTS***

- Payment to others expenses include a \$39,100 payment to the Columbus-Muscogee Consolidated Government to pay for victim witness program expenses.

# LOCAL VICTIM ASSISTANCE PROGRAM FUND

## REVENUES

Account Number	Revenue Description	FY 2020-21 Audited	FY 2021-22 Amended Budget	FY 2022-23 Department Requested Budget	FY 2022-23 Manager Proposed Budget	FY 2022-23 Commission Approved Budget
----------------	---------------------	--------------------	---------------------------	--	------------------------------------	---------------------------------------

### *Fines & Forfeitures*

41-351110	Superior Court Fees	2,108	4,000	4,000	4,000	4,000
41-351130	Magistrate Court Fees	0	100	100	100	100
41-351150	Probate Court Fees	16,767	20,000	20,000	20,000	20,000
41-351170	Municipal Fees	12,635	15,000	15,000	15,000	15,000
<b>Total Fines &amp; Forfeitures</b>		<b>31,510</b>	<b>39,100</b>	<b>39,100</b>	<b>39,100</b>	<b>39,100</b>

<b>Total Revenues</b>		<b>31,510</b>	<b>39,100</b>	<b>39,100</b>	<b>39,100</b>	<b>39,100</b>
-----------------------	--	---------------	---------------	---------------	---------------	---------------

## EXPENDITURES

Account Number	Expenditure Description	FY 2020-21 Audited	FY 2021-22 Amended Budget	FY 2022-23 Department Requested Budget	FY 2022-23 Manager Proposed Budget	FY 2022-23 Commission Approved Budget
----------------	-------------------------	--------------------	---------------------------	--	------------------------------------	---------------------------------------

### *Other Costs*

41-572008	Payment to Others	31,510	39,100	39,100	39,100	39,100
<b>Total Other Costs</b>		<b>31,510</b>	<b>39,100</b>	<b>39,100</b>	<b>39,100</b>	<b>39,100</b>

<b>Total Expenditures</b>		<b>31,510</b>	<b>39,100</b>	<b>39,100</b>	<b>39,100</b>	<b>39,100</b>
---------------------------	--	---------------	---------------	---------------	---------------	---------------



## **CAPITAL PROJECT FUNDS**

Capital Project Funds are used to account for financial resources that are used for the acquisition of major capital facilities other than those financed by other Funds. The county has seven Capital Project Funds: Public Improvements Authority Fund, SPLOST-2014 Fund (closed), TSPLOST-2013 Fund, SPLOST-2019 Fund, TSPLOST-2023 Fund, Economic Development Project Fund, and the Rails to Trails Project Fund.

# **PUBLIC IMPROVEMENTS AUTHORITY FUND**

---

## ***FUND PROFILE***

This authority was created by an act of the Georgia General Assembly during 1995 and activated during 2001 as a way to provide basic infrastructure and recreational facilities, improvements, and services to the citizens of Harris County. This Fund was also created to promote the growth and development of the county and enhance the general welfare of its citizens.

## ***STAFFING PLAN***

<b>Position Title</b>	<b>FY 2020-21</b>	<b>FY 2021-22</b>	<b>FY 2022-23</b>
No Positions in this Fund	0	0	0
<b>Total Positions</b>	<b>0</b>	<b>0</b>	<b>0</b>

## ***FY 2022-23 BUDGET HIGHLIGHTS***

- Continue the debt payments for the 2012 Water Works revenue bonds paid by the Water Works Fund - \$620,685 (principal and interest).
- Continue the debt payments for the Community Center paid by SPLOST-2019 - \$735,545 (principal and interest).
- Pay \$550 in trustee fees.

# PUBLIC IMPROVEMENTS AUTHORITY FUND

## REVENUES

Account Number	Revenue Description	FY 2020-21 Audited	FY 2021-22 Amended Budget	FY 2022-23 Department Requested Budget	FY 2022-23 Manager Proposed Budget	FY 2022-23 Commission Approved Budget
----------------	---------------------	--------------------	---------------------------	--	------------------------------------	---------------------------------------

### Investment Income

79-361000	Interest Revenue	0	550	550	550	550
<b>Total Investment Income</b>		<b>0</b>	<b>550</b>	<b>550</b>	<b>550</b>	<b>550</b>

### Other Financing Sources

79-391505	Transfer In from Waterworks Fund	623,223	622,392	620,685	620,685	620,685
79-391085	Transfer In from SPLOST-2019	731,878	733,868	735,545	735,545	735,545
<b>Total Other Financing Sources</b>		<b>1,355,101</b>	<b>1,356,260</b>	<b>1,356,230</b>	<b>1,356,230</b>	<b>1,356,230</b>

<b>Total Revenues</b>		<b>1,355,101</b>	<b>1,356,810</b>	<b>1,356,780</b>	<b>1,356,780</b>	<b>1,356,780</b>
-----------------------	--	------------------	------------------	------------------	------------------	------------------

## EXPENDITURES

Account Number	Expenditure Description	FY 2020-21 Audited	FY 2021-22 Amended Budget	FY 2022-23 Department Requested Budget	FY 2022-23 Manager Proposed Budget	FY 2022-23 Commission Approved Budget
----------------	-------------------------	--------------------	---------------------------	--	------------------------------------	---------------------------------------

### Debt Service

79-581102	Principal-Waterworks	520,000	530,000	540,000	540,000	540,000
79-581103	Principal-Community Center	615,000	630,000	645,000	645,000	645,000
79-582102	Interest-Waterworks	103,223	92,392	80,685	80,685	80,685
79-582103	Interest-Community Center	116,878	103,868	90,545	90,545	90,545
79-583001	Trustee Fee	0	550	550	550	550
<b>Total Debt Service</b>		<b>1,355,101</b>	<b>1,356,810</b>	<b>1,356,780</b>	<b>1,356,780</b>	<b>1,356,780</b>

<b>Total Expenditures</b>		<b>1,355,101</b>	<b>1,356,810</b>	<b>1,356,780</b>	<b>1,356,780</b>	<b>1,356,780</b>
---------------------------	--	------------------	------------------	------------------	------------------	------------------



# SPLOST – 2014 FUND

---

## ***FUND PROFILE***

A referendum was held during November 2013 to determine if the county voters wanted to continue the 1% Special Purpose Local Option Sales Tax (SPLOST) for a five-year period to raise \$19,000,000 for economic development activities including industrial park improvements, library construction, public safety equipment, water system improvements, agri-center improvements, road and bridge improvements, fire equipment, recreation improvements and equipment, debt reduction, jail addition, an AWOS system for the airport, and city projects. During the referendum, 1,674 citizens voted – 1,277 (76.3%) for the SPLOST and 397 (23.7%) against. At the time of the referendum, the county had 18,780 registered voters. Therefore, the referendum had an 8.9% voter turn-out rate. Since the referendum was approved, the SPLOST went into effect on April 1, 2014 and continued until March 31, 2019. This Fund is used to account for the SPLOST-2014 proceeds and ensure that these funds are used for the intended purposes.

## ***STAFFING PLAN***

<b>Position Title</b>	<b>FY 2020-21</b>	<b>FY 2021-22</b>	<b>FY 2022-23</b>
No Positions in this Fund	0	0	0
<b>Total Positions</b>	<b>0</b>	<b>0</b>	<b>0</b>

## ***FY 2022-23 BUDGET HIGHLIGHTS***

- The SPLOST-2014 collection period ended on March 31, 2019 and the collected funds have been allocated and spent. This Fund is no longer active and is closed.

# SPLOST – 2014 FUND

## REVENUES

Account Number	Revenue Description	FY 2020-21 Audited	FY 2021-22 Amended Budget	FY 2022-23 Department Requested Budget	FY 2022-23 Manager Proposed Budget	FY 2022-23 Commission Approved Budget
----------------	---------------------	--------------------	---------------------------	--	------------------------------------	---------------------------------------

### Taxes

81-313200	SPLOST – 2014	0	0	0	0	0
<b>Total Taxes</b>		<b>0</b>	<b>0</b>	<b>0</b>	<b>0</b>	<b>0</b>

### Investment Income

81-361000	Interest Revenues	505	0	0	0	0
<b>Total Investment Income</b>		<b>505</b>	<b>0</b>	<b>0</b>	<b>0</b>	<b>0</b>

### Other Financing Sources

81-399999	Use of Fund Reserves	0	0	0	0	0
<b>Total Other Financing Sources</b>		<b>0</b>	<b>0</b>	<b>0</b>	<b>0</b>	<b>0</b>

<b>Total Revenues</b>		<b>505</b>	<b>0</b>	<b>0</b>	<b>0</b>	<b>0</b>
-----------------------	--	------------	----------	----------	----------	----------

# SPLOST – 2014 FUND

## EXPENDITURES

Account Number	Expenditure Description	FY 2020-21 Audited	FY 2021-22 Amended Budget	FY 2022-23 Department Requested Budget	FY 2022-23 Manager Proposed Budget	FY 2022-23 Commission Approved Budget
----------------	-------------------------	--------------------	---------------------------	--	------------------------------------	---------------------------------------

### Purchased / Contracted Services

81-521200	Professional Services	76,126	0	0	0	0
<b>Total Purchased / Contracted Services</b>		<b>76,126</b>	<b>0</b>	<b>0</b>	<b>0</b>	<b>0</b>

### Capital Outlays

81-541202	Ellerslie Park Construction	82,602	0	0	0	0
81-541203	County Recreation	202,989	0	0	0	0
81-541400	LMIG Match/Overage	100,000	0	0	0	0
81-541403	County Roads	555,503	0	0	0	0
81-542204	PW Road Shoulder Spreader	49,275	0	0	0	0
81-542205	PW Utility Trailer	5,500	0	0	0	0
81-542206	PW Vehicles	83,915	0	0	0	0
<b>Total Capital Outlays</b>		<b>1,079,784</b>	<b>0</b>	<b>0</b>	<b>0</b>	<b>0</b>

### Other Costs

81-572051	Allocation to Hamilton	0	0	0	0	0
81-572052	Allocation to Shiloh	0	0	0	0	0
81-572053	Allocation to Waverly Hall	0	0	0	0	0
81-572054	Allocation to Pine Mountain	0	0	0	0	0
81-572055	Allocation to West Point	0	0	0	0	0
<b>Total Other Costs</b>		<b>0</b>	<b>0</b>	<b>0</b>	<b>0</b>	<b>0</b>

### Other Financing Uses

81-611066	Transfer Out to Development Authority	0	0	0	0	0
81-611083	Transfer Out to Econ. Dev. Fund	0	0	0	0	0
<b>Total Other Financing Uses</b>		<b>0</b>	<b>0</b>	<b>0</b>	<b>0</b>	<b>0</b>

<b>Total Expenditures</b>		<b>1,155,910</b>	<b>0</b>	<b>0</b>	<b>0</b>	<b>0</b>
---------------------------	--	------------------	----------	----------	----------	----------

# TSPLOST – 2013 FUND

## FUND PROFILE

A regional referendum was held during July 2012 to determine if the voters of the 16 county River Valley Regional Commission District, that includes Harris County, wanted to begin a new 1% Transportation Special Purpose Local Option Sales Tax (TSPLOST) for a ten-year period to raise funds for regional and county-wide transportation improvement projects. During the referendum, 55,655 citizens voted – 30,202 (54.3%) for the TSPLOST and 25,453 (45.7%) against. In Harris County, a total of 5,429 citizens voted – 2,471 (45.5%) for the TSPLOST and 2,958 (54.5%) against. Since the regional referendum was approved by a majority of the region, the TSPLOST went into effect on January 1, 2013 and **will continue until December 31, 2022**. This Fund is used to account for the TSPLOST-2013 proceeds and ensure that these funds are used for the intended purposes.

## STAFFING PLAN

Position Title	FY 2020-21	FY 2021-22	FY 2022-23
No Positions in this Fund	0	0	0
<b>Total Positions</b>	<b>0</b>	<b>0</b>	<b>0</b>

## FY 2022-23 BUDGET HIGHLIGHTS

- Professional services expenses include \$50,000 to fund the operations of a new GDOT 5311 rural public transportation program through a third-party provider.
- Capital outlay expenses include \$200,000 for the required 10% LMIG match and any bid overages, needed road patching, and needed road striping.
- Other financing uses include a \$2,710,000 transfer to the Rails to Trails Project Fund to construct Phase V (\$1,564,000 – 5.42 miles from Callaway Country Store to Hamilton) and Phase VI (\$1,146,000 – 3.15 miles from Hamilton to Mulberry Creek) of the Man O' War Railroad Recreation Trail.



*Railroad Bridge Over U.S. 27*

# TSPLOST – 2013 FUND

## REVENUES

Account Number	Revenue Description	FY 2020-21 Audited	FY 2021-22 Amended Budget	FY 2022-23 Department Requested Budget	FY 2022-23 Manager Proposed Budget	FY 2022-23 Commission Approved Budget
----------------	---------------------	--------------------	---------------------------	--	------------------------------------	---------------------------------------

### Taxes

96-313400	T-SPLOST	1,343,096	1,300,000	650,000	650,000	650,000
<b>Total Taxes</b>		<b>1,343,096</b>	<b>1,300,000</b>	<b>650,000</b>	<b>650,000</b>	<b>650,000</b>

### Investment Income

96-361000	Interest Revenues	1,481	1,500	1,500	1,500	1,500
<b>Total Investment Income</b>		<b>1,481</b>	<b>1,500</b>	<b>1,500</b>	<b>1,500</b>	<b>1,500</b>

### Other Financing Sources

96-399999	Use of Fund Reserves	0	3,588,500	1,162,500	1,162,500	2,308,500
<b>Total Other Financing Sources</b>		<b>0</b>	<b>3,588,500</b>	<b>1,162,500</b>	<b>1,162,500</b>	<b>2,308,500</b>

<b>Total Revenues</b>		<b>1,344,577</b>	<b>4,890,000</b>	<b>1,814,000</b>	<b>1,814,000</b>	<b>2,960,000</b>
-----------------------	--	------------------	------------------	------------------	------------------	------------------

## EXPENDITURES

Account Number	Expenditure Description	FY 2020-21 Audited	FY 2021-22 Amended Budget	FY 2022-23 Department Requested Budget	FY 2022-23 Manager Proposed Budget	FY 2022-23 Commission Approved Budget
----------------	-------------------------	--------------------	---------------------------	--	------------------------------------	---------------------------------------

### Purchased / Contracted Services

96-521200	Professional Services	15,169	0	50,000	50,000	50,000
<b>Total Purchase / Contracted Services</b>		<b>15,169</b>	<b>0</b>	<b>50,000</b>	<b>50,000</b>	<b>50,000</b>

### Capital Outlays

96-541401	Ellerslie Park Turn Lanes	252,161	0	0	0	0
96-541400	County Roads and Bridges	840,552	250,000	200,000	200,000	200,000
<b>Total Capital Outlays</b>		<b>1,092,713</b>	<b>250,000</b>	<b>200,000</b>	<b>200,000</b>	<b>200,000</b>

### Other Financing Uses

96-611084	Transfer Out to Rails to Trails Fund	63,565	4,640,000	1,564,000	1,564,000	2,710,000
<b>Total Other Financing Uses</b>		<b>63,565</b>	<b>4,640,000</b>	<b>1,564,000</b>	<b>1,564,000</b>	<b>2,710,000</b>

<b>Total Expenditures</b>		<b>1,171,447</b>	<b>4,890,000</b>	<b>1,814,000</b>	<b>1,814,000</b>	<b>2,960,000</b>
---------------------------	--	------------------	------------------	------------------	------------------	------------------

# SPLOST – 2019 FUND

## FUND PROFILE

A referendum was held during May 2018 to determine if the county voters wanted to continue the 1% Special Purpose Local Option Sales Tax (SPLOST) for a six-year period to raise \$15,300,000 for public safety vehicles and equipment, community center debt repayments, renovations to the courthouse, old library, and community development building, economic development and broadband, a public works facility, road and bridge improvements, the rails to trails project, and city projects. During the referendum, 5,261 citizens voted – 3,535 (67.2%) for the SPLOST and 1,726 (32.8%) against. At the time of the referendum, the county had 23,678 registered voters. Therefore, the referendum had a 22.2% voter turn-out rate. Since the referendum was approved, the SPLOST went into effect on April 1, 2019 and will continue until March 31, 2025. This Fund is used to account for the SPLOST-2019 proceeds and ensure that these funds are used for the intended purposes.

## STAFFING PLAN

Position Title	FY 2020-21	FY 2021-22	FY 2022-23
No Positions in this Fund	0	0	0
<b>Total Positions</b>	<b>0</b>	<b>0</b>	<b>0</b>

## FY 2022-23 BUDGET HIGHLIGHTS

- Professional services expenses include \$64,000 to design a new public works facility and \$265,000 for construction administration (architect and general contractor) for the courthouse renovation project for a total of \$329,000.
- Capital outlay expenses include \$1,200,000 to construct a new public works facility, \$1,700,000 to partially renovate the courthouse (\$2,024,900 is included in the CARES/ARP Act Grant Fund for courthouse HVAC replacement), \$100,000 to partially renovate the Community Development building (primarily to replace the roof), \$80,000 for a replacement generator for the 911 Center, \$28,000 for a new EMS extrication tool, \$21,000 for six replacement automated CPR devices (Lucas Device) for EMS over a four-year period (this is year 2 of 4), \$27,000 for a replacement EMS stretcher, \$166,667 for volunteer fire department equipment and \$167,000 to assist in the construction of a new fire training facility, \$21,000 for two new airbag kits for EMS, \$50,000 for two radio core repeaters for 911 operations, \$939,400 for 14 (4 new and 10 replacement) Sheriff Office vehicles, and \$42,000 for 53 sets of replacement body armor for the Sheriff's Office.
- Other costs include \$550,000 for allocations to the cities for their projects.
- Other financing uses include a \$735,545 transfer to the Public Improvements Authority Fund to pay the annual debt payment (principal and interest) for the Community Center and a \$1,305,000 transfer to the Economic Development Project Fund to fund improvements to the Northwest Harris Business Park.

# SPLOST – 2019 FUND

## REVENUES

Account Number	Revenue Description	FY 2020-21 Audited	FY 2021-22 Amended Budget	FY 2022-23 Department Requested Budget	FY 2022-23 Manager Proposed Budget	FY 2022-23 Commission Approved Budget
----------------	---------------------	--------------------	---------------------------	--	------------------------------------	---------------------------------------

### Taxes

85-313200	SPLOST – 2019	3,628,252	3,446,535	3,600,000	3,600,000	3,600,000
<b>Total Taxes</b>		<b>3,628,252</b>	<b>3,446,535</b>	<b>3,600,000</b>	<b>3,600,000</b>	<b>3,600,000</b>

### Investment Income

85-361000	Interest Revenues	360	1,000	2,500	2,500	2,500
<b>Total Investment Income</b>		<b>360</b>	<b>1,000</b>	<b>2,500</b>	<b>2,500</b>	<b>2,500</b>

### Other Financing Sources

85-399999	Use of Fund Reserves	0	486,167	3,692,112	3,692,112	3,859,112
<b>Total Other Financing Sources</b>		<b>0</b>	<b>486,167</b>	<b>3,692,112</b>	<b>3,692,112</b>	<b>3,859,112</b>

<b>Total Revenues</b>		<b>3,628,612</b>	<b>3,933,702</b>	<b>7,294,612</b>	<b>7,294,612</b>	<b>7,461,612</b>
-----------------------	--	------------------	------------------	------------------	------------------	------------------

## EXPENDITURES

Account Number	Expenditure Description	FY 2020-21 Audited	FY 2021-22 Amended Budget	FY 2022-23 Department Requested Budget	FY 2022-23 Manager Proposed Budget	FY 2022-23 Commission Approved Budget
----------------	-------------------------	--------------------	---------------------------	--	------------------------------------	---------------------------------------

### Purchased / Contracted Services

85-521200	Professional Services	23,993	100,000	329,000	329,000	329,000
<b>Total Purchased / Contracted Services</b>		<b>23,993</b>	<b>100,000</b>	<b>329,000</b>	<b>329,000</b>	<b>329,000</b>

### Capital Outlays

85-541301	Renovation to the Old Library	0	191,000	0	0	0
85-541302	New Public Works Facility	0	450,000	1,200,000	1,200,000	1,200,000
85-541303	Renovation to Courthouse	0	1,300,000	1,700,000	1,700,000	1,700,000
85-541304	Renovation to Community Development	0	0	100,000	100,000	100,000
85-541305	Replacement Generator for 911 Center	0	0	80,000	80,000	80,000
85-542100	New EMS Extrication Tool	7,112	0	28,000	28,000	28,000
85-542101	Replacement Lucas Devices (year 2 of 4)	0	0	21,000	21,000	21,000
85-542102	Replacement Ambulance Stretcher	0	0	27,000	27,000	27,000
85-542104	VFD Equipment	166,670	333,334	166,667	166,667	333,667
85-542105	New EMS Airbag Kits	0	0	21,000	21,000	21,000
85-542106	Radio Core Repeaters for 911	0	0	50,000	50,000	50,000
85-542200	New and Replacement Sheriff's Vehicles	162,475	360,500	939,400	939,400	939,400
85-542202	Ambulances	386,978	58,000	0	0	0
85-542500	Replacement Sheriff's Office Body Armor	0	0	42,000	42,000	42,000
<b>Total Capital Outlays</b>		<b>723,235</b>	<b>2,692,834</b>	<b>4,375,067</b>	<b>4,375,067</b>	<b>4,542,067</b>

# SPLOST – 2019 FUND

## EXPENDITURES

Account Number	Expenditure Description	FY 2020-21 Audited	FY 2021-22 Amended Budget	FY 2022-23 Department Requested Budget	FY 2022-23 Manager Proposed Budget	FY 2022-23 Commission Approved Budget
----------------	-------------------------	--------------------	---------------------------	--	------------------------------------	---------------------------------------

### Other Costs

85-572054	Allocation to Pine Mountain	148,758	104,166	140,000	140,000	140,000
85-572051	Allocation to Hamilton	134,245	94,167	130,000	130,000	130,000
85-572053	Allocation to Waverly Hall	116,104	82,167	110,000	110,000	110,000
85-572055	Allocation to West Point	108,848	76,500	100,000	100,000	100,000
85-572052	Allocation to Shiloh	72,565	50,000	70,000	70,000	70,000
<b>Total Other Costs</b>		<b>580,520</b>	<b>407,000</b>	<b>550,000</b>	<b>550,000</b>	<b>550,000</b>

### Other Financing Uses

85-611079	Transfer Out to Public Improv. Authority	731,878	733,868	735,545	735,545	735,545
85-611083	Transfer Out to Econ. Dev. Proj. Fund	0	0	1,305,000	1,305,000	1,305,000
<b>Total Other Financing Uses</b>		<b>731,878</b>	<b>733,868</b>	<b>2,040,545</b>	<b>2,040,545</b>	<b>2,040,545</b>

<b>Total Expenditures</b>		<b>2,059,626</b>	<b>3,933,702</b>	<b>7,294,612</b>	<b>7,294,612</b>	<b>7,461,612</b>
---------------------------	--	------------------	------------------	------------------	------------------	------------------



# TSPLOST – 2023 FUND

---

## **FUND PROFILE**

A regional referendum was held during May 2022 to determine if the voters of the 16 county River Valley Regional Commission District, that includes Harris County, wanted to continue the 1% Transportation Special Purpose Local Option Sales Tax (TSPLOST) for another ten-year period to raise funds for regional and county-wide transportation improvement projects. During the referendum, 60,452 citizens voted – 33,656 (55.7%) for the TSPLOST and 26,796 (44.3%) against. In Harris County, a total of 8,230 citizens voted – 3,878 (47%) for the TSPLOST and 4,352 (53%) against. Since the regional referendum was approved by a majority of the region, the TSPLOST will go into effect on January 1, 2023 and will continue until December 31, 2032. This Fund is used to account for the TSPLOST-2023 proceeds and ensure that these funds are used for the intended purposes.

## **STAFFING PLAN**

<b>Position Title</b>			<b>FY 2022-23</b>
No Positions in this Fund			0
<b>Total Positions</b>			<b>0</b>

## **FY 2022-23 BUDGET HIGHLIGHTS**

- The ten year collection period for this fund begins January 1, 2023.

# TSPLOST – 2023 FUND

## REVENUES

Account Number	Revenue Description	FY 2020-21 Audited	FY 2021-22 Amended Budget	FY 2022-23 Department Requested Budget	FY 2022-23 Manager Proposed Budget	FY 2022-23 Commission Approved Budget
----------------	---------------------	--------------------	---------------------------	--	------------------------------------	---------------------------------------

### Taxes

97-313400	T-SPLOST			650,000	650,000	650,000
<b>Total Taxes</b>				<b>650,000</b>	<b>650,000</b>	<b>650,000</b>

### Investment Income

97-361000	Interest Revenues			0	0	0
<b>Total Investment Income</b>				<b>0</b>	<b>0</b>	<b>0</b>

### Other Financing Sources

97-399999	Use of Fund Reserves			0	0	0
<b>Total Other Financing Sources</b>				<b>0</b>	<b>0</b>	<b>0</b>

<b>Total Revenues</b>				<b>650,000</b>	<b>650,000</b>	<b>650,000</b>
-----------------------	--	--	--	----------------	----------------	----------------

## EXPENDITURES

Account Number	Expenditure Description	FY 2020-21 Audited	FY 2021-22 Amended Budget	FY 2022-23 Department Requested Budget	FY 2022-23 Manager Proposed Budget	FY 2022-23 Commission Approved Budget
----------------	-------------------------	--------------------	---------------------------	--	------------------------------------	---------------------------------------

### Purchased / Contracted Services

97-521200	Professional Services			50,000	50,000	50,000
<b>Total Purchase / Contracted Services</b>				<b>50,000</b>	<b>50,000</b>	<b>50,000</b>

### Capital Outlays

97-541400	Capital Projects			600,000	600,000	600,000
<b>Total Capital Outlays</b>				<b>600,000</b>	<b>600,000</b>	<b>600,000</b>

<b>Total Expenditures</b>				<b>650,000</b>	<b>650,000</b>	<b>650,000</b>
---------------------------	--	--	--	----------------	----------------	----------------

# ECONOMIC DEVELOPMENT PROJECT FUND

## FUND PROFILE

The county was awarded a \$500,000 One Georgia grant to make improvements to the Northwest Harris Business Park (NWHBP) including a pad ready site and construction of a connecting road. The City of West Point, Harris County Development Authority, and SPLOST-2019 (economic development) are assisting with this project.

## STAFFING PLAN

Position Title	FY 2020-21	FY 2021-22	FY 2022-23
No Positions in this Fund	0	0	0
<b>Total Positions</b>	<b>0</b>	<b>0</b>	<b>0</b>

## FY 2022-23 BUDGET HIGHLIGHTS

- Professional services expenses include \$20,000 to have a grant writer administer a previously received One Georgia grant and conduct final audits of the project.
- Capital outlay expenses include \$1,785,000 to make improvements to the Northwest Harris Business Park including a pad ready site and construction of a connecting road.



Northwest Harris Business Park, West Point, Georgia

# ECONOMIC DEVELOPMENT PROJECT FUND

## REVENUES

Account Number	Revenue Description	FY 2020-21 Audited	FY 2021-22 Amended Budget	FY 2022-23 Department Requested Budget	FY 2022-23 Manager Proposed Budget	FY 2022-23 Commission Approved Budget
----------------	---------------------	--------------------	---------------------------	--	------------------------------------	---------------------------------------

### Other Financing Sources

83-334100	Use of One Georgia Grant Reserves	0	0	500,000	500,000	500,000
83-391085	Transfer In From SPLOST-2019	0	0	1,305,000	1,305,000	1,305,000
<b>Total Other Financing Sources</b>		<b>0</b>	<b>0</b>	<b>1,805,000</b>	<b>1,805,000</b>	<b>1,805,000</b>

<b>Total Revenues</b>		<b>0</b>	<b>0</b>	<b>1,805,000</b>	<b>1,805,000</b>	<b>1,805,000</b>
-----------------------	--	----------	----------	------------------	------------------	------------------

## EXPENDITURES

Account Number	Expenditure Description	FY 2020-21 Audited	FY 2021-22 Amended Budget	FY 2022-23 Department Requested Budget	FY 2022-23 Manager Proposed Budget	FY 2022-23 Commission Approved Budget
----------------	-------------------------	--------------------	---------------------------	--	------------------------------------	---------------------------------------

### Purchased / Contracted Services

83-521200	Professional Services	300	0	20,000	20,000	20,000
<b>Total Purchased / Contracted Services</b>		<b>300</b>	<b>0</b>	<b>20,000</b>	<b>20,000</b>	<b>20,000</b>

### Capital Outlays

83-541300	Construction	0	0	1,785,000	1,785,000	1,785,000
<b>Total Capital Outlays</b>		<b>0</b>	<b>0</b>	<b>1,785,000</b>	<b>1,785,000</b>	<b>1,785,000</b>

### Other Financing Uses

83-611066	Transfer Out to Development Authority	69,943	0	0	0	0
<b>Total Other Financing Uses</b>		<b>69,943</b>	<b>0</b>	<b>0</b>	<b>0</b>	<b>0</b>

<b>Total Expenditures</b>		<b>70,243</b>	<b>0</b>	<b>1,805,000</b>	<b>1,805,000</b>	<b>1,805,000</b>
---------------------------	--	---------------	----------	------------------	------------------	------------------

# RAILS TO TRAILS PROJECT FUND

## FUND PROFILE

The Board of County Commissioners purchased 21.5 miles of abandoned gravel rail line beginning at the Meriwether County line and extending to the Columbus-Muscogee County line from Georgia Southwestern Railroad during 2008. The total cost to acquire this abandoned gravel rail line was \$300,000 with the county funding half and Callaway Gardens funding half. The purpose of this purchase was to eventually develop a paved pedestrian walkway to provide county-wide outdoor recreational opportunities including walking, jogging, running, and bicycling. So far, five miles of this trail called, the Man O' War Railroad Recreation Trail, have been paved and five additional miles are being paved. This Fund is used to account for funding sources and expenses to ensure they are used to improve this abandoned rail line.

## STAFFING PLAN

Position Title	FY 2020-21	FY 2021-22	FY 2022-23
No Positions in this Fund	0	0	0
<b>Total Positions</b>	<b>0</b>	<b>0</b>	<b>0</b>

## FY 2022-23 BUDGET HIGHLIGHTS

- Professional services expenses include \$210,000 for the consulting engineer to provide construction administration for Phase V and design services, construction administration, and bridge assessment for Phase VI of the Man O' War Railroad Recreation Trail.
- Capital outlay expenses include \$2,500,000 to construct Phase V (\$1,500,000 – 5.42 miles from Callaway Country Store to Hamilton) and Phase VI (\$1,000,000 – 3.15 miles from Hamilton to Mulberry Creek) of the Man O' War Railroad Recreation Trail.



*Typical Unpaved Trail Section*

# RAILS TO TRAILS PROJECT FUND

## REVENUES

Account Number	Revenue Description	FY 2020-21 Audited	FY 2021-22 Amended Budget	FY 2022-23 Department Requested Budget	FY 2022-23 Manager Proposed Budget	FY 2022-23 Commission Approved Budget
----------------	---------------------	--------------------	---------------------------	--	------------------------------------	---------------------------------------

### Other Financing Sources

84-391335	Transfer In From TSPLOST-2013	63,565	4,640,000	1,564,000	1,564,000	2,710,000
<b>Total Other Financing Sources</b>		<b>63,565</b>	<b>4,640,000</b>	<b>1,564,000</b>	<b>1,564,000</b>	<b>2,710,000</b>

<b>Total Revenues</b>		<b>63,565</b>	<b>4,640,000</b>	<b>1,564,000</b>	<b>1,564,000</b>	<b>2,710,000</b>
-----------------------	--	---------------	------------------	------------------	------------------	------------------

## EXPENDITURES

Account Number	Expenditure Description	FY 2020-21 Audited	FY 2021-22 Amended Budget	FY 2022-23 Department Requested Budget	FY 2022-23 Manager Proposed Budget	FY 2022-23 Commission Approved Budget
----------------	-------------------------	--------------------	---------------------------	--	------------------------------------	---------------------------------------

### Purchased / Contracted Services

84-521200	Professional Services	77,664	230,000	64,000	64,000	210,000
<b>Total Purchased / Contracted Services</b>		<b>77,664</b>	<b>230,000</b>	<b>64,000</b>	<b>64,000</b>	<b>210,000</b>

### Capital Outlays

84-541300	Construction	308,350	4,400,000	1,500,000	1,500,000	2,500,000
84-542300	Trail Furniture/Signage	0	10,000	0	0	0
<b>Total Capital Outlays</b>		<b>308,350</b>	<b>4,410,000</b>	<b>1,500,000</b>	<b>1,500,000</b>	<b>2,500,000</b>

<b>Total Expenditures</b>		<b>386,014</b>	<b>4,640,000</b>	<b>1,564,000</b>	<b>1,564,000</b>	<b>2,710,000</b>
---------------------------	--	----------------	------------------	------------------	------------------	------------------



## **DEBT SERVICE FUND**

Debt Service Funds are used to account for all financial resources that are used to pay for the principal and interest of certain debt not contained in any other Funds. The county has one Debt Service Fund: the Callaway Conservation Easement Fund (closed).

# **CALLAWAY CONSERVATION EASEMENT FUND**

---

## ***FUND PROFILE***

This Debt Service Fund is used to account for revenues paid by the Callaway Foundation to the county to service the debt for a 2,078.14 acre conservation easement.

## ***STAFFING PLAN***

<b>Position Title</b>	<b>FY 2020-21</b>	<b>FY 2021-22</b>	<b>FY 2022-23</b>
No Positions in this Fund	0	0	0
<b>Total Positions</b>	<b>0</b>	<b>0</b>	<b>0</b>

## ***FY 2022-23 BUDGET HIGHLIGHTS***

- The Callaway Foundation has paid off this debt and this Fund is now closed.



*Callaway Gardens' Main Entrance on U.S. 27*



# CALLAWAY CONSERVATION EASEMENT FUND

## REVENUES

Account Number	Revenue Description	FY 2020-21 Audited	FY 2021-22 Amended Budget	FY 2022-23 Department Requested Budget	FY 2022-23 Manager Proposed Budget	FY 2022-23 Commission Approved Budget
----------------	---------------------	--------------------	---------------------------	--	------------------------------------	---------------------------------------

### Contributions from Private Sources

77-371021	Callaway Contributions	60,764	143,958	0	0	0
77-371022	Callaway Contributions Interest	11,214	0	0	0	0
<b>Total Contributions from Private Sources</b>		<b>71,978</b>	<b>143,958</b>	<b>0</b>	<b>0</b>	<b>0</b>

<b>Total Revenues</b>		<b>71,978</b>	<b>143,958</b>	<b>0</b>	<b>0</b>	<b>0</b>
-----------------------	--	---------------	----------------	----------	----------	----------

## EXPENDITURES

Account Number	Expenditure Description	FY 2020-21 Audited	FY 2021-22 Amended Budget	FY 2022-23 Department Requested Budget	FY 2022-23 Manager Proposed Budget	FY 2022-23 Commission Approved Budget
----------------	-------------------------	--------------------	---------------------------	--	------------------------------------	---------------------------------------

### Debt Service

77-581104	Principal-Conservation Easement	60,401	123,472	0	0	0
77-582104	Interest-Conservation Easement	11,577	20,486	0	0	0
<b>Total Debt Service</b>		<b>71,978</b>	<b>143,958</b>	<b>0</b>	<b>0</b>	<b>0</b>

<b>Total Expenditures</b>		<b>71,978</b>	<b>143,958</b>	<b>0</b>	<b>0</b>	<b>0</b>
---------------------------	--	---------------	----------------	----------	----------	----------



## **ENTERPRISE FUNDS**

Enterprise Funds are used to account for all county operations that are financed and operated in the same manner as private enterprises, on a self-supporting basis. The county has three Enterprise Funds: Airport Fund, Solid Waste Fund, and the Water Works Fund.

# AIRPORT FUND

---

## ***FUND PROFILE***

The Harris County Airport located in Pine Mountain is a 235-acre general aviation airport serving business aviation and recreational flying. The airport consists of a 5,001-foot long and 100-foot wide lighted asphalt runway with instrument approach, historic terminal building, fuel system, 29 T-hangars, 65 tie-down locations, and two 10,000 square foot corporate hangars. The airport offers 24/7 Jet A and Avgas self-service and full-service fueling, hangar rental, aircraft maintenance through a private contractor, flight training, courtesy cars, and an annual fly-in community event. The major revenue sources for this Fund are fuel sales, hanger rentals, and tie-down fees.

## ***STAFFING PLAN***

<b>Position Title</b>	<b>FY 2020-21</b>	<b>FY 2021-22</b>	<b>FY 2022-23</b>
Airport Manager	1	1	1
Attendant (part-time)	1	1	1
<b>Total Positions</b>	<b>2</b>	<b>2</b>	<b>2</b>

## ***FY 2022-23 BUDGET HIGHLIGHTS***

- Professional services expenses include \$135,000 for the airport consultant to oversee the annual airport capital improvement program consisting of runway lighting, airfield signage, wind cone rehabilitation, AWOS replacement, and design of 20 additional T-hangars.
- Technical services expenses include \$7,500 for the annual AWOS, security system, and fuel system maintenance agreements.
- Capital outlay expenses include \$450,000 to rehabilitate the runway lighting, airfield signage, and wind cone, \$68,274 to rejuvenate the apron/taxiways, and \$165,000 to replace the AWOS system. The county will receive a \$619,524 reimbursement from GDOT for these improvement projects.
- \$198,070 is needed from the General Fund to balance this budget.

# AIRPORT FUND

## REVENUES

Account Number	Revenue Description	FY 2020-21 Audited	FY 2021-22 Amended Budget	FY 2022-23 Department Requested Budget	FY 2022-23 Manager Proposed Budget	FY 2022-23 Commission Approved Budget
----------------	---------------------	--------------------	---------------------------	--	------------------------------------	---------------------------------------

### Intergovernmental Revenues

37-331110	CARES ACT Grant	30,000	0	0	0	0
37-331150	GDOT Airport Grant	0	150,000	619,524	619,524	619,524
37-331152	GDOT Grant for Fencing Installation	5,063	0	0	0	0
<b>Total Intergovernmental Revenues</b>		<b>35,063</b>	<b>150,000</b>	<b>619,524</b>	<b>619,524</b>	<b>619,524</b>

### Charges for Services

37-345301	Av Gas Sales	129,171	211,000	227,000	227,000	227,000
37-345302	Jet Fuel Sales	55,454	70,000	70,000	70,000	70,000
37-345303	Hangar Rental Fees	105,294	117,000	125,000	125,000	125,000
37-345304	Tie Down Fees	420	100	500	500	500
<b>Total Charges for Services</b>		<b>290,339</b>	<b>398,100</b>	<b>422,500</b>	<b>422,500</b>	<b>422,500</b>

### Contribution & Donations from Private Sources

37-371004	Donations	1,000	1,000	1,000	1,000	1,000
<b>Total Contributions &amp; Donations from Private Sou</b>		<b>1,000</b>	<b>1,000</b>	<b>1,000</b>	<b>1,000</b>	<b>1,000</b>

### Other Financing Uses

37-391100	Transfer In From General Fund	0	0	212,866	113,070	198,070
<b>Total Miscellaneous Revenue</b>		<b>0</b>	<b>0</b>	<b>212,866</b>	<b>113,070</b>	<b>198,070</b>

<b>Total Revenues</b>		<b>326,402</b>	<b>549,100</b>	<b>1,255,890</b>	<b>1,156,094</b>	<b>1,241,094</b>
-----------------------	--	----------------	----------------	------------------	------------------	------------------



# AIRPORT FUND

## EXPENDITURES

Account Number	Expenditure Description	FY 2020-21 Audited	FY 2021-22 Amended Budget	FY 2022-23 Department Requested Budget	FY 2022-23 Manager Proposed Budget	FY 2022-23 Commission Approved Budget
----------------	-------------------------	--------------------	---------------------------	--	------------------------------------	---------------------------------------

### Personal Services and Employee Benefits

37-511100	Regular Employees	78,312	92,000	130,326	100,000	100,000
37-511300	Overtime	605	2,000	2,000	2,000	2,000
37-512100	Group Insurance	8,464	8,700	18,700	10,000	10,000
37-512200	FICA	4,802	5,800	8,000	6,200	6,200
37-512300	Medicare	1,123	1,360	1,950	1,500	1,500
37-512400	Retirement Contributions	5,411	8,400	17,300	12,300	12,300
37-512600	Unemployment Insurance	103	100	140	120	120
37-512700	Workers' Compensation	721	3,050	3,000	2,000	2,000
<b>Total Personal Services and Employee Benefits</b>		<b>99,541</b>	<b>121,410</b>	<b>181,416</b>	<b>134,120</b>	<b>134,120</b>

### Purchased / Contracted Services

37-521200	Professional Services	0	10,000	50,000	50,000	135,000
37-521300	Technical Services	5,695	7,500	7,500	7,500	7,500
37-522210	Repair and Maintenance-Equipment	3,019	10,000	10,000	10,000	10,000
37-522220	Repair and Maintenance-Building	3,049	5,000	5,000	5,000	5,000
37-522260	Repair and Maintenance-Vehicle	2,254	4,000	4,000	4,000	4,000
37-523100	Property, Vehicle, Operators Insurance	12,789	14,000	14,000	14,000	14,000
37-523210	Communications-Telephone	7,612	6,000	8,000	8,000	8,000
37-523211	Communications-Internet	980	1,000	2,000	2,000	2,000
37-523300	Advertising	340	1,000	1,000	1,000	1,000
37-523500	Travel	0	1,000	1,000	1,000	1,000
37-523600	Dues and Fees	400	500	500	500	500
37-523700	Education and Training	0	1,500	1,000	1,000	1,000
<b>Total Purchased / Contracted Services</b>		<b>36,138</b>	<b>61,500</b>	<b>104,000</b>	<b>104,000</b>	<b>189,000</b>

### Supplies

37-531101	General Supplies-Office	1,459	1,500	1,500	1,500	1,500
37-531120	General Supplies-Janitorial	161	100	200	200	200
37-531150	General Supplies-Tires	3,590	4,000	1,000	1,000	1,000
37-531210	Water/Sewer	2,400	2,500	2,500	2,500	2,500
37-531230	Electricity	17,350	19,000	20,000	20,000	20,000
37-531270	Gasoline/Diesel/Oil	1,464	1,500	2,500	2,500	2,500
37-531521	Av Gas for Resale	103,227	130,000	140,000	140,000	140,000
37-531522	Jet Fuel for Resale	36,498	60,000	60,000	60,000	60,000
37-531600	Small Equipment	3,766	6,500	6,500	6,500	6,500
37-531710	Uniforms	0	500	500	500	500
<b>Total Supplies</b>		<b>169,915</b>	<b>225,600</b>	<b>234,700</b>	<b>234,700</b>	<b>234,700</b>

# AIRPORT FUND

## EXPENDITURES

Account Number	Expenditure Description	FY 2020-21 Audited	FY 2021-22 Amended Budget	FY 2022-23 Department Requested Budget	FY 2022-23 Manager Proposed Budget	FY 2022-23 Commission Approved Budget
----------------	-------------------------	--------------------	---------------------------	--	------------------------------------	---------------------------------------

### Capital Outlays

37-541202	Runway Lighting, Airfield Signage, Wind Cone Rehabilitation	0	0	450,000	450,000	450,000
37-541301	Pole Barn Structure to Park Fuel Trucks	0	0	45,000	0	0
37-541400	Radio Tower Replacement	0	5,500	0	0	0
37-541401	Monument Sign	2,213	0	0	0	0
37-541402	Apron/Taxiway Rejuvenation Project	0	0	68,274	68,274	68,274
37-542200	Forklift	0	8,000	0	0	0
37-542201	Tractor Grooming Mower Attachment	0	0	7,500	0	0
37-542502	AWOS Replacement	0	0	165,000	165,000	165,000
<b>Total Capital Outlays</b>		<b>2,213</b>	<b>13,500</b>	<b>735,774</b>	<b>683,274</b>	<b>683,274</b>

### Interfund / Interdepartmental Charges

37-551000	Indirect Cost Allocation	59,750	0	0	0	0
<b>Total Interfund / Interdepartmental Charges</b>		<b>59,750</b>	<b>0</b>	<b>0</b>	<b>0</b>	<b>0</b>

### Other Costs

37-573005	Penalties & Interest	150	0	0	0	0
37-579000	Contingency	0	127,090	0	0	0
<b>Total Other Costs</b>		<b>150</b>	<b>127,090</b>	<b>0</b>	<b>0</b>	<b>0</b>

<b>Total Expenditures</b>		<b>367,707</b>	<b>549,100</b>	<b>1,255,890</b>	<b>1,156,094</b>	<b>1,241,094</b>
---------------------------	--	----------------	----------------	------------------	------------------	------------------

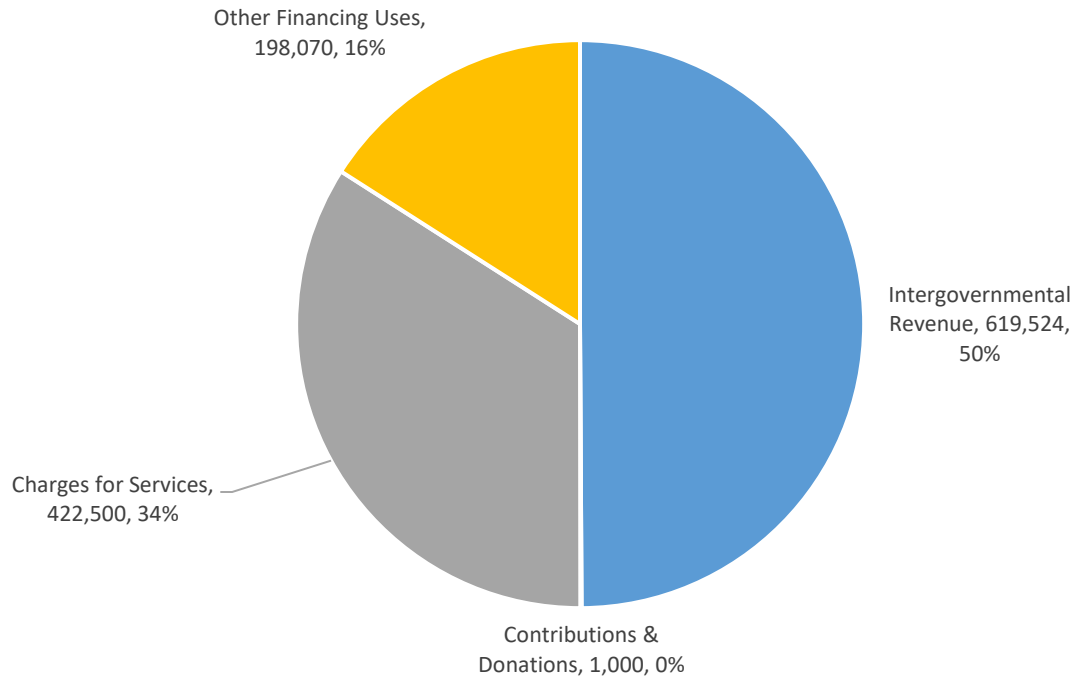


Harris County's Airport Terminal (KPIM)

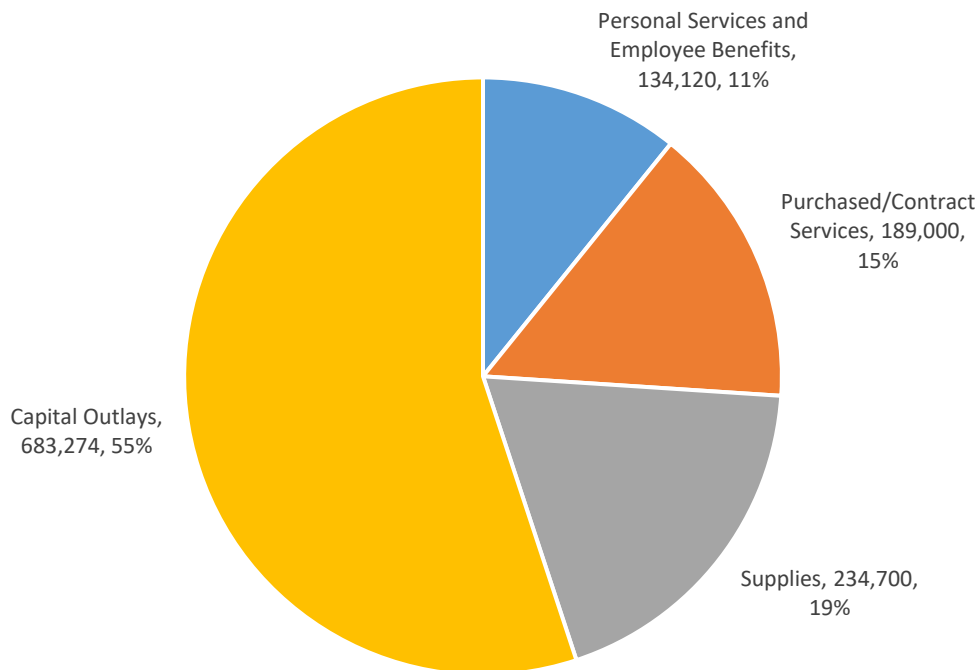
# AIRPORT FUND

---

## AIRPORT FUND REVENUES BY SOURCE



## AIRPORT FUND EXPENSES BY TYPE



# SOLID WASTE FUND

---

## ***FUND PROFILE***

The Solid Waste Enterprise Fund is responsible for collecting residential and commercial solid waste on a weekly county-wide basis. The waste is collected curbside by county forces and inmate labor and transported to the county's transfer station. The waste is then transported and disposed of in a certified MSW landfill by a private contractor. This department also operates three manned collection sites for county residents' use, maintains the permanently closed landfill, and performs recycling services. This Fund generates revenue from a fee placed on the annual tax bills and tipping fees.

## ***STAFFING PLAN***

<b>Position Title</b>	<b>FY 2020-21</b>	<b>FY 2021-22</b>	<b>FY 2022-23</b>
Director	1	1	1
Assistant Director	1	1	1
Scale Operator	1	1	1
Sanitation Equipment Operator	9	9	9
Collection Site Attendant	3	3	3
Collection Site Attendant (part-time)	1	1	1
Inmates	15	15	15
<b>Total Positions</b>	<b>16</b>	<b>16</b>	<b>16</b>

## ***FY 2022-23 BUDGET HIGHLIGHTS***

- Personal services and employee benefits expenses have increased due to the reclass of the Assistant Director from grade 18 to 20.
- Professional services expenses include \$20,000 for construction administration for the new solid waste facility.
- Technical services expenses include \$20,000 for a private company to perform landfill monitoring and well testing at the closed landfill for state compliance.
- Repairs and maintenance building expenses include \$33,000 to repair metal panels and angle iron on the transfer station.
- Capital outlay expenses include \$1,273,000 for a new solid waste facility and associated fixtures, pole barns for truck and equipment parking, washdown area, and a small restroom adjacent to the transfer station and \$120,000 for a replacement backhoe loader.
- Indirect cost allocation of \$100,000 is transferred to the General Fund to pay the Finance, Information Technology, and Administration departments for providing services to this Enterprise Fund.
- Tipping fees that are paid to a private solid waste hauling company are anticipated to increase due to a variety of reasons including the expiration of the five-year contract that has low rates and ends on November 1, 2022, increase in solid waste collection amounts, and general increases in fuel and labor costs.



# SOLID WASTE FUND

## REVENUES

Account Number	Revenue Description	FY 2020-21 Audited	FY 2021-22 Amended Budget	FY 2022-23 Department Requested Budget	FY 2022-23 Manager Proposed Budget	FY 2022-23 Commission Approved Budget
----------------	---------------------	--------------------	---------------------------	--	------------------------------------	---------------------------------------

### Intergovernmental Revenue

19-334101	Scrap Tire Abatement Grant	4,599	0	0	0	0
<b>Total Intergovernmental Revenue</b>		<b>4,599</b>	<b>0</b>	<b>0</b>	<b>0</b>	<b>0</b>

### Charges for Services

19-344110	Garbage Collection Charges	2,058,589	2,050,000	2,075,000	2,075,000	2,075,000
19-344111	Garbage Collection Charges-Delinquent	0	2,000	2,000	2,000	2,000
19-344112	Commercial Dumpster Fees	15,013	22,000	25,000	25,000	25,000
19-344130	Sale of Salvage	22,417	15,000	20,000	20,000	20,000
19-344150	Tipping Fees	121,544	90,000	150,000	150,000	150,000
19-349300	Returned Check Fees	30	100	100	100	100
<b>Total Charges for Services</b>		<b>2,217,593</b>	<b>2,179,100</b>	<b>2,272,100</b>	<b>2,272,100</b>	<b>2,272,100</b>

### Investment Income

19-361000	Interest Revenues	11,385	12,000	12,000	12,000	12,000
<b>Total Investment Income</b>		<b>11,385</b>	<b>12,000</b>	<b>12,000</b>	<b>12,000</b>	<b>12,000</b>

### Miscellaneous Revenue

19-383000	Reimbursement for Damage Property	0	1,000	0	0	0
<b>Total Miscellaneous Revenue</b>		<b>0</b>	<b>1,000</b>	<b>0</b>	<b>0</b>	<b>0</b>

### Other Financing Sources

19-392100	Sale of Assets	2,600	10,000	5,000	5,000	5,000
19-399999	Use of Fund Reserves	0	558,780	1,795,950	1,705,950	1,452,892
<b>Total Other Financing Sources</b>		<b>2,600</b>	<b>568,780</b>	<b>1,800,950</b>	<b>1,710,950</b>	<b>1,457,892</b>

<b>Total Revenue</b>		<b>2,236,177</b>	<b>2,760,880</b>	<b>4,085,050</b>	<b>3,995,050</b>	<b>3,741,992</b>
----------------------	--	------------------	------------------	------------------	------------------	------------------

# SOLID WASTE FUND

## EXPENDITURES

Account Number	Expenditure Description	FY 2020-21 Audited	FY 2021-22 Amended Budget	FY 2022-23 Department Requested Budget	FY 2022-23 Manager Proposed Budget	FY 2022-23 Commission Approved Budget
----------------	-------------------------	--------------------	---------------------------	--	------------------------------------	---------------------------------------

### Personal Services and Employee Benefits

19-511100	Regular Employees	503,351	611,588	620,000	620,000	629,340
19-511300	Overtime	6,632	7,400	10,000	10,000	10,000
19-512100	Group Insurance	106,530	153,000	160,000	160,000	160,672
19-512120	Health Reimbursement Arrangement	6,802	15,000	0	0	0
19-512200	FICA	31,532	37,780	40,000	40,000	40,580
19-512300	Medicare	7,353	8,982	9,050	9,050	9,186
19-512400	Retirement Contributions	47,429	71,200	100,000	100,000	101,518
19-512600	Unemployment Insurance	318	500	500	500	500
19-512700	Workers' Compensation	14,841	30,950	30,000	30,000	30,696
<b>Total Personal Services and Employee Benefits</b>		<b>724,788</b>	<b>936,400</b>	<b>969,550</b>	<b>969,550</b>	<b>982,492</b>

### Purchased / Contracted Services

19-521200	Professional Services	379	3,000	20,000	20,000	20,000
19-521300	Technical Services	0	15,000	20,000	20,000	20,000
19-522112	Disposal-Septic Tank	335	1,000	1,000	1,000	1,000
19-522113	Disposal-Tire Amnesty Days	4,744	0	0	0	0
19-522210	Repairs and Maintenance-Equipment	4,826	5,000	5,000	5,000	5,000
19-522220	Repairs and Maintenance-Buildings	12,819	33,000	33,000	33,000	33,000
19-522222	Repairs and Maintenance-Sites	8,500	4,000	4,000	4,000	4,000
19-522260	Repairs and Maintenance-Vehicle	97,803	105,000	105,000	105,000	105,000
19-522323	Copier Lease Agreement	0	0	300	300	300
19-523001	Extermination	255	300	300	300	300
19-523100	Property and Vehicle Insurance	21,250	22,000	23,500	23,500	30,500
19-523210	Communications-Telephone	7,555	7,000	9,000	9,000	9,000
19-523211	Communications-Internet	859	800	2,000	2,000	2,000
19-523250	Communications-Postage	88	30	100	100	100
19-523500	Travel	0	300	300	300	300
19-523700	Education and Training	0	500	500	500	500
<b>Total Purchased / Contracted Services</b>		<b>159,413</b>	<b>196,930</b>	<b>224,000</b>	<b>224,000</b>	<b>231,000</b>

### Supplies

19-531101	General Supplies-Office	329	1,000	1,000	1,000	1,000
19-531120	General Supplies-Janitorial	530	700	700	700	700
19-531150	General Supplies-Tires	65,099	45,000	40,000	40,000	40,000
19-531190	General Supplies-Other	1,390	4,500	4,500	4,500	4,500
19-531210	Water/Sewer	1,443	1,500	1,500	1,500	1,500
19-531230	Electricity	8,219	9,200	9,200	9,200	9,200
19-531240	Bottled Gas	1,963	1,500	2,000	2,000	2,000
19-531270	Gasoline/Diesel/Oil	65,419	85,000	120,000	120,000	120,000
19-531600	Small Equipment	632	3,000	3,000	3,000	3,000
19-531710	Uniforms	1,599	1,600	1,600	1,600	1,600
<b>Total Supplies</b>		<b>146,623</b>	<b>153,000</b>	<b>183,500</b>	<b>183,500</b>	<b>183,500</b>

# SOLID WASTE FUND

## EXPENDITURES

Account Number	Expenditure Description	FY 2020-21 Audited	FY 2021-22 Amended Budget	FY 2022-23 Department Requested Budget	FY 2022-23 Manager Proposed Budget	FY 2022-23 Commission Approved Budget
----------------	-------------------------	--------------------	---------------------------	--	------------------------------------	---------------------------------------

### Capital Outlays

19-541200	Reconstruct Cataula Collection Site	0	250,000	0	0	0
19-541300	Transfer Station Building	0	150,000	1,215,000	1,215,000	1,273,000
19-541400	Transfer Station Internal Road Paving	0	0	90,000	0	0
19-542200	Garbage Truck	537,319	240,000	0	0	0
19-542201	Roll-off Truck	0	215,000	0	0	0
19-542201	Vehicle	31,179	0	0	0	0
19-542204	Backhoe Loader	0	0	120,000	120,000	120,000
19-542205	Wheel Loader	0	0	331,000	331,000	0
19-542500	Receiving Container	0	7,000	0	0	0
19-542501	Compactor	0	35,000	0	0	0
<b>Total Capital Outlays</b>		<b>568,498</b>	<b>897,000</b>	<b>1,756,000</b>	<b>1,666,000</b>	<b>1,393,000</b>

### Interfund / Interdepartmental Charges

19-551100	Indirect Cost Allocation	100,000	100,000	100,000	100,000	100,000
<b>Total Interfund / Interdepartmental Charges</b>		<b>100,000</b>	<b>100,000</b>	<b>100,000</b>	<b>100,000</b>	<b>100,000</b>

### Other Costs

19-573001	State Highway Impact Fee	100	1,500	300	300	300
19-573002	Tipping Fees	503,532	475,000	850,000	850,000	850,000
19-573004	Vehicle License and Tag	142	50	200	200	200
19-573120	Refunds	1,490	1,000	1,500	1,500	1,500
<b>Total Other Costs</b>		<b>505,264</b>	<b>477,550</b>	<b>852,000</b>	<b>852,000</b>	<b>852,000</b>

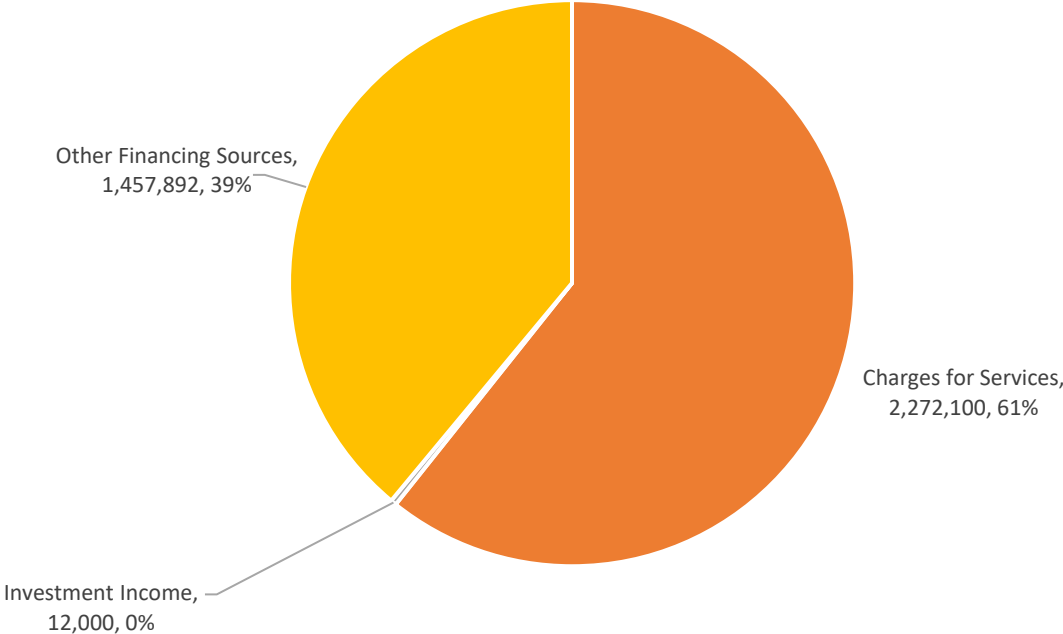
<b>Total Expenditures</b>		<b>2,204,586</b>	<b>2,760,880</b>	<b>4,085,050</b>	<b>3,995,050</b>	<b>3,741,992</b>
---------------------------	--	------------------	------------------	------------------	------------------	------------------



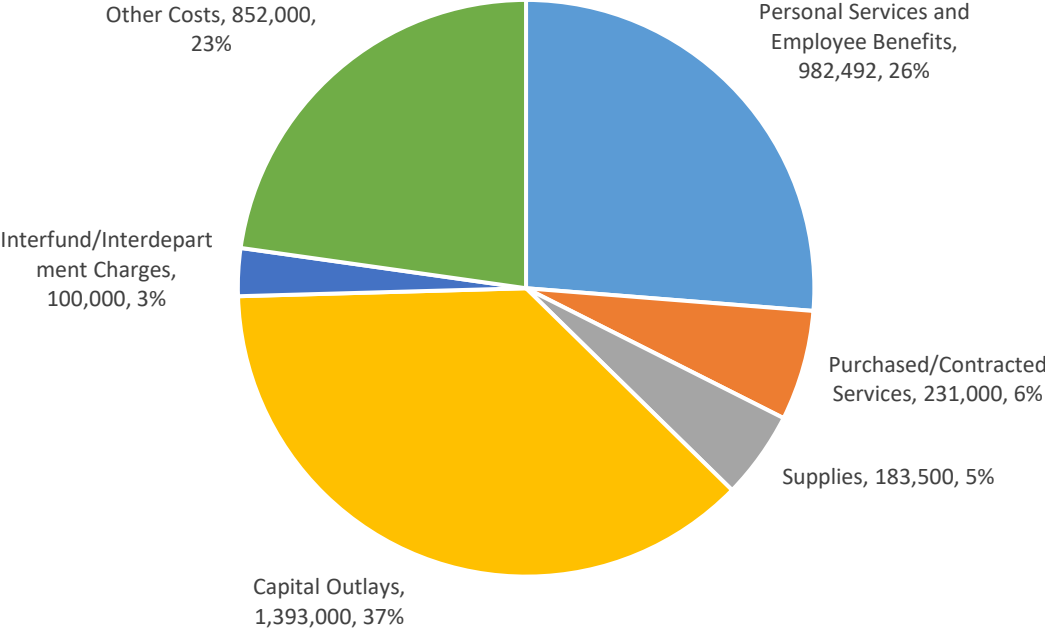
*New Solid Waste Facility*

# SOLID WASTE FUND

## SOLID WASTE FUND REVENUES BY SOURCE



## SOLID WASTE FUND EXPENSES BY TYPE



# WATER WORKS FUND

## FUND PROFILE

The Water Works Enterprise Fund consist of two departments – Water Department and Waste Water Department. The Water Department provides clean drinking water and fire protection to over 9,000 customers in the unincorporated area of the county. The water source is surface water from the Chattahoochee River. The Water Department consists of three divisions – Administration, Filter Plant, and Distribution. The Administration Division is responsible for the overall supervision of the Fund and conducts monthly customer billing and customer service support. The Filter Plant Division operates a 3.0 MGD plant and is responsible for all water treatment operations and ensures that all treated water is in compliance with all state and federal regulations. The Distribution Division is responsible for the maintenance of over 500 miles of water lines, ten pump stations, eight elevated water storage tanks, and four ground water storage tanks, repairing leaks, and installing water meters. This Fund also purchases water as needed from the Columbus Water Department, Talbot County, Georgia Power, and Callaway Gardens. The Waste Water Department provides sewer services exclusively to the Mulberry Grove development located on SR 315, maintains all system components, and pays Columbus Water Works to treat the sewer for a fee.

## STAFFING PLAN

Position Title	FY 2020-21	FY 2021-22	FY 2022-23
<b>Administration</b>			
Director	1	1	1
Customer Service Supervisor	1	1	1
Customer Service Representative	3	3	3
Water Service Worker	1	1	1
Customer Service Representative (part-time)	1	1	1
<b>Total Administration</b>	<b>7</b>	<b>7</b>	<b>7</b>
<b>Filter Plant</b>			
Supervisor	1	1	1
WTP Operator I	2	2	2
WTP Operator II	3	3	3
WTP Operator III	3	3	3
WTP Operator Trainee	1	1	1
<b>Total Filter Plant</b>	<b>10</b>	<b>10</b>	<b>10</b>
<b>Distribution</b>			
Distribution Supervisor	1	1	1
Meter Reader Supervisor	1	1	1
Crew Supervisor	1	1	1
Maintenance Supervisor	1	1	1
Heavy Equipment Operator	2	2	2
Utility Locator	1	1	1
Meter Reader	2	2	2
Water Maintenance Specialist	1	1	1
Inmates	2	2	2
<b>Total Distribution</b>	<b>10</b>	<b>10</b>	<b>10</b>
<b>Total Positions</b>	<b>27</b>	<b>27</b>	<b>27</b>

# WATER WORKS FUND

---

## ***FY 2022-23 BUDGET HIGHLIGHTS***

- Professional services expenses include \$15,000 for construction administration for a replacement administration facility, \$18,000 for construction administration for Hadley Road water line installation Phase II, \$30,000 to continue the preparation of a five-year water and sewer master plan to guide future growth, \$250,000 for construction administration for the U.S. 27 water line installation, and \$30,000 for general engineering, legal services, and audit fees.
- Technical services expenses include \$242,000 for water tank and financial software maintenance.
- Other cost expenses include \$1,163,000 to purchase finished water from Columbus, Talbot County, Georgia Power, and Callaway Gardens and resell that water to serve the needs of water customers.
- Capital outlay expenses include \$1,749,000 for a replacement administration facility plus associated fixtures, \$60,000 for general water system improvements, \$30,000 for general water plant improvements, \$300,000 to complete the Hadley Road water line project Phase II, a distance of 4,000 linear feet with an 8 inch PVC line and hydrants, and \$2,500,000 to upgrade the U.S. 27 water line a distance of 25,000 linear feet with a 12 inch ductile iron line and fire hydrants using a GEFA loan.
- Indirect cost allocation of \$100,000 is transferred to the General Fund to pay Finance, Information Technology, and Administration departments for providing services to this Enterprise Fund.
- Debt service expenses include \$206,238 (principal and interest) to pay the annual debt payment of the 2016 filter plant expansion GEFA loan and the 2018 water meter replacement GEFA loan.
- Other financing uses include a \$620,685 transfer to the Public Improvements Authority to pay the annual debt payment of the 2012 water system improvements.
- A 10% water rate increase is being recommended beginning July 1, 2022 to fund various improvement projects.
- A Waste Water Department has been created to operate the sewer line for the Mulberry Grove Development - \$88,300.



*New Water Works Administration Building*

# WATER WORKS FUND

## WATER REVENUES

Account Number	Revenue Description	FY 2020-21 Audited	FY 2021-22 Amended Budget	FY 2022-23 Department Requested Budget	FY 2022-23 Manager Proposed Budget	FY 2022-23 Commission Approved Budget
----------------	---------------------	--------------------	---------------------------	--	------------------------------------	---------------------------------------

### Intergovernmental Revenue

93-334110	State Grant-SR 219 Water Lines	621,593	0	0	0	0
<b>Total Intergovernmental Revenue</b>		<b>621,593</b>	<b>0</b>	<b>0</b>	<b>0</b>	<b>0</b>

### Charges for Services

93-344210	Water Charges	5,053,681	5,200,000	5,720,000	5,720,000	5,720,000
93-344211	Service Installations	290,800	260,000	280,000	280,000	280,000
93-344212	Reconnect Fees	23,080	42,000	30,000	30,000	30,000
93-344214	Late Fees	22,675	62,000	50,000	50,000	50,000
93-344215	Credit Card Convenience Fees	55,440	52,000	60,000	60,000	60,000
<b>Total Charges for Services</b>		<b>5,445,676</b>	<b>5,616,000</b>	<b>6,140,000</b>	<b>6,140,000</b>	<b>6,140,000</b>

### Investment Income

93-361000	Interest Revenues	4,977	5,000	5,000	5,000	5,000
<b>Total Investment Income</b>		<b>4,977</b>	<b>5,000</b>	<b>5,000</b>	<b>5,000</b>	<b>5,000</b>

### Miscellaneous Revenue

93-383000	Reimbursement for Property Damage	30,400	0	0	0	0
93-389001	Miscellaneous Revenues	4,616	4,000	4,000	4,000	4,000
<b>Total Miscellaneous Revenue</b>		<b>35,016</b>	<b>4,000</b>	<b>4,000</b>	<b>4,000</b>	<b>4,000</b>

### Other Financing Sources

93-125303	GEFA Loan for Water Meter Project	398,144	0	0	0	0
93-125304	GEFA Loan for U.S. 27 Water Project	0	0	2,500,000	2,500,000	2,500,000
93-392100	Sale of Assets	4,200	0	0	0	0
93-399999	Use of Fund Reserves	0	852,152	1,653,723	1,613,723	1,811,723
<b>Total Other Financing Sources</b>		<b>402,344</b>	<b>852,152</b>	<b>4,153,723</b>	<b>4,113,723</b>	<b>4,311,723</b>

<b>Total Water Revenue</b>		<b>6,509,606</b>	<b>6,477,152</b>	<b>10,302,723</b>	<b>10,262,723</b>	<b>10,460,723</b>
----------------------------	--	------------------	------------------	-------------------	-------------------	-------------------

# WATER WORKS FUND

## WATER EXPENDITURES

Account Number	Expenditure Description	FY 2020-21 Audited	FY 2021-22 Amended Budget	FY 2022-23 Department Requested Budget	FY 2022-23 Manager Proposed Budget	FY 2022-23 Commission Approved Budget
----------------	-------------------------	--------------------	---------------------------	--	------------------------------------	---------------------------------------

### Personal Services and Employee Benefits

93-511100	Regular Employees	1,057,428	1,260,000	1,302,000	1,302,000	1,302,000
93-511300	Overtime	73,160	70,000	80,000	80,000	80,000
93-512100	Group Insurance	181,108	260,000	270,000	270,000	270,000
93-512120	Health Reimbursement Arrangement	35,667	30,000	0	0	0
93-512200	FICA	64,258	83,500	85,000	85,000	85,000
93-512300	Medicare	15,147	20,000	21,000	21,000	21,000
93-512400	Retirement Contributions	110,353	166,000	170,000	170,000	170,000
93-512600	Unemployment Insurance	434	450	500	500	500
93-512700	Workers' Compensation	35,756	70,000	71,000	71,000	71,000
<b>Total Personal Services and Employee Benefits</b>		<b>1,573,311</b>	<b>1,959,950</b>	<b>1,999,500</b>	<b>1,999,500</b>	<b>1,999,500</b>

### Purchased / Contracted Services

93-521200	Professional Services	38,868	80,000	343,000	343,000	343,000
93-521300	Technical Services	118,921	242,000	242,000	242,000	242,000
93-522210	Repairs and Maintenance-Equipment	8,117	20,000	20,000	20,000	20,000
93-522211	Repairs and Maintenance-Office Equip.	0	1,300	1,300	1,300	1,300
93-522220	Repairs and Maintenance-Buildings	43,159	25,000	25,000	25,000	25,000
93-522260	Repairs and Maintenance-Vehicles	21,369	20,000	20,000	20,000	20,000
93-522323	Copier Lease Agreement	0	0	1,800	1,800	1,800
93-523001	Extermination	516	700	700	700	700
93-523100	Property & Equipment Insurance	47,208	47,500	48,000	48,000	57,000
93-523210	Communications-Telephone	23,700	25,000	25,000	25,000	25,000
93-523250	Communications-Postage	32,785	38,000	38,000	38,000	38,000
93-523500	Travel	3,721	10,000	10,000	10,000	10,000
93-523600	Dues and Fees	7,645	6,700	7,500	7,500	7,500
93-523601	Credit Card Fees	37,551	25,000	40,000	40,000	40,000
93-523602	Bank Fees	2,001	4,000	4,000	4,000	4,000
93-523700	Education and Training	3,781	5,500	5,500	5,500	5,500
<b>Total Purchased / Contracted Services</b>		<b>389,342</b>	<b>550,700</b>	<b>831,800</b>	<b>831,800</b>	<b>840,800</b>

### Supplies

93-531101	General Supplies-Office	20,293	23,000	20,000	20,000	20,000
93-531121	General Supplies-Chemicals	133,529	166,000	166,000	166,000	166,000
93-531122	General Supplies-Lab	34,408	25,000	33,000	33,000	33,000
93-531123	General Supplies-System Maintenance	276,864	250,000	275,000	275,000	275,000
93-531230	Electricity	293,108	300,500	300,000	300,000	300,000
93-531240	Bottled Gas	1,930	2,500	2,500	2,500	2,500
93-531270	Gasoline/Diesel/Oil	41,905	50,000	65,000	65,000	65,000
93-531600	Small Equipment	2,483	5,000	5,000	5,000	5,000
93-531710	Uniforms	26,056	22,000	25,000	25,000	25,000
<b>Total Supplies</b>		<b>830,576</b>	<b>844,000</b>	<b>891,500</b>	<b>891,500</b>	<b>891,500</b>



# WATER WORKS FUND

## WATER EXPENDITURES

Account Number	Expenditure Description	FY 2020-21 Audited	FY 2021-22 Amended Budget	FY 2022-23 Department Requested Budget	FY 2022-23 Manager Proposed Budget	FY 2022-23 Commission Approved Budget
----------------	-------------------------	--------------------	---------------------------	--	------------------------------------	---------------------------------------

### Other Costs

93-531511	Water Purchase from Columbus	796,341	700,000	900,000	900,000	900,000
93-531512	Water Purchase from Talbot	152,601	125,000	160,000	160,000	160,000
93-531513	Water Purchase from GA Power	17,299	45,000	45,000	45,000	45,000
93-531514	Water Purchase from Callaway Garden	0	0	22,000	22,000	22,000
93-572007	DNR Fees	24,800	36,000	36,000	36,000	36,000
<b>Total Other Costs</b>		<b>991,041</b>	<b>906,000</b>	<b>1,163,000</b>	<b>1,163,000</b>	<b>1,163,000</b>

### Capital Outlays

93-541300	Office Building	22,138	1,200,000	1,560,000	1,560,000	1,749,000
93-541400	General Water System Improvements	64,970	60,000	60,000	60,000	60,000
93-541400	General Water Plant Improvements	26,163	10,000	30,000	30,000	30,000
93-541401	Hadley Road Water Line (Phase II)	0	0	300,000	300,000	300,000
93-541402	Water Meter Replacement Project	545,893	0	0	0	0
93-541403	U.S. 27 Water Line Upgrade	0	0	2,500,000	2,500,000	2,500,000
93-542100	Equipment	700	0	0	0	0
93-542200	Vehicle	211,055	0	40,000	0	0
<b>Total Capital Outlays</b>		<b>870,919</b>	<b>1,270,000</b>	<b>4,490,000</b>	<b>4,450,000</b>	<b>4,639,000</b>

### Interfund / Interdepartmental Charges

93-551100	Indirect Cost Allocation	150,000	100,000	100,000	100,000	100,000
<b>Total Interfund / Interdepartmental Charges</b>		<b>150,000</b>	<b>100,000</b>	<b>100,000</b>	<b>100,000</b>	<b>100,000</b>

### Debt Service

93-581106	Principal-2016 GEFA (filter plant)	113,273	114,870	116,488	116,488	116,488
93-581107	Principal-2018 GEFA (water meters)	0	65,000	52,330	52,330	52,330
93-582106	Interest-2016 GEFA	30,836	29,240	27,622	27,622	27,622
93-582107	Interest-2018 GEFA	7,064	15,000	9,798	9,798	9,798
<b>Total Debt Service</b>		<b>151,173</b>	<b>224,110</b>	<b>206,238</b>	<b>206,238</b>	<b>206,238</b>

### Other Financing Uses

93-611079	Transfer Out to PIA	623,223	622,392	620,685	620,685	620,685
<b>Total Other Financing Uses</b>		<b>623,223</b>	<b>622,392</b>	<b>620,685</b>	<b>620,685</b>	<b>620,685</b>

<b>Total Water Expenditures</b>		<b>5,579,585</b>	<b>6,477,152</b>	<b>10,302,723</b>	<b>10,262,723</b>	<b>10,460,723</b>
---------------------------------	--	------------------	------------------	-------------------	-------------------	-------------------

# WATER WORKS FUND

## WASTE WATER REVENUES

Account Number	Revenue Description	FY 2020-21 Audited	FY 2021-22 Amended Budget	FY 2022-23 Department Requested Budget	FY 2022-23 Manager Proposed Budget	FY 2022-23 Commission Approved Budget
----------------	---------------------	--------------------	---------------------------	--	------------------------------------	---------------------------------------

### Charges for Services

94-344255	Sewer Charges	65	12,500	12,500	12,500	12,500
94-344256	Sewer Tap Fees	36,000	100,000	50,000	50,000	50,000
<b>Total Charges for Services</b>		<b>36,065</b>	<b>112,500</b>	<b>62,500</b>	<b>62,500</b>	<b>62,500</b>

### Other Financing Sources

94-399999	Use of Fund Reserves	0	25,800	25,800	25,800	25,800
<b>Total Other Financing Sources</b>		<b>0</b>	<b>25,800</b>	<b>25,800</b>	<b>25,800</b>	<b>25,800</b>

<b>Total Waste Water Revenue</b>		<b>36,065</b>	<b>138,300</b>	<b>88,300</b>	<b>88,300</b>	<b>88,300</b>
----------------------------------	--	---------------	----------------	---------------	---------------	---------------

## WASTE WATER EXPENDITURES

Account Number	Expenditure Description	FY 2020-21 Audited	FY 2021-22 Amended Budget	FY 2022-23 Department Requested Budget	FY 2022-23 Manager Proposed Budget	FY 2022-23 Commission Approved Budget
----------------	-------------------------	--------------------	---------------------------	--	------------------------------------	---------------------------------------

### Purchased / Contracted Services

94-521200	Professional Services	0	1,000	1,000	1,000	1,000
94-521300	Technical Services	0	1,000	1,000	1,000	1,000
94-522210	Repairs and Maintenance-Equipment	0	3,000	3,000	3,000	3,000
94-522220	Repairs and Maintenance-Buildings	0	1,000	1,000	1,000	1,000
94-522222	Repairs and Maintenance-Sites	0	3,000	3,000	3,000	3,000
94-523100	Property & Equipment Insurance	0	5,000	5,000	5,000	5,000
<b>Total Purchased / Contracted Services</b>		<b>0</b>	<b>14,000</b>	<b>14,000</b>	<b>14,000</b>	<b>14,000</b>

### Supplies

94-531121	General Supplies-Chemicals	0	1,000	1,000	1,000	1,000
94-531210	Sewer	0	10,300	10,300	10,300	10,300
94-531230	Electricity	0	12,000	12,000	12,000	12,000
94-531270	Gasoline/Diesel/Oil	0	1,000	1,000	1,000	1,000
<b>Total Supplies</b>		<b>0</b>	<b>24,300</b>	<b>24,300</b>	<b>24,300</b>	<b>24,300</b>

### Payment to Others

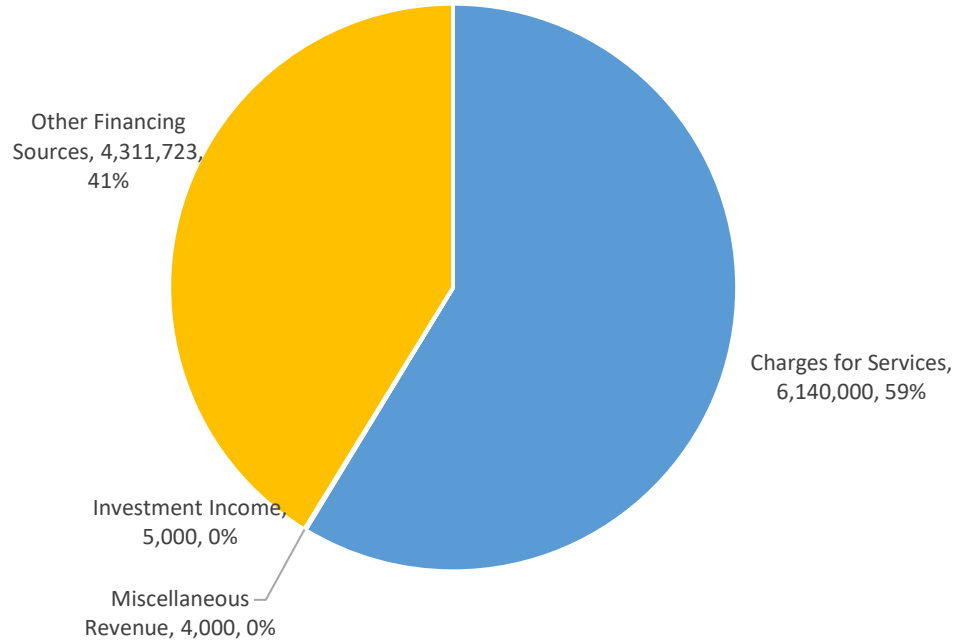
94-573100	Sewer Tap Fee Reimbursement	0	100,000	50,000	50,000	50,000
<b>Total Payment to Others</b>		<b>0</b>	<b>100,000</b>	<b>50,000</b>	<b>50,000</b>	<b>50,000</b>

<b>Total Waste Water Expenditures</b>		<b>0</b>	<b>138,300</b>	<b>88,300</b>	<b>88,300</b>	<b>88,300</b>
---------------------------------------	--	----------	----------------	---------------	---------------	---------------

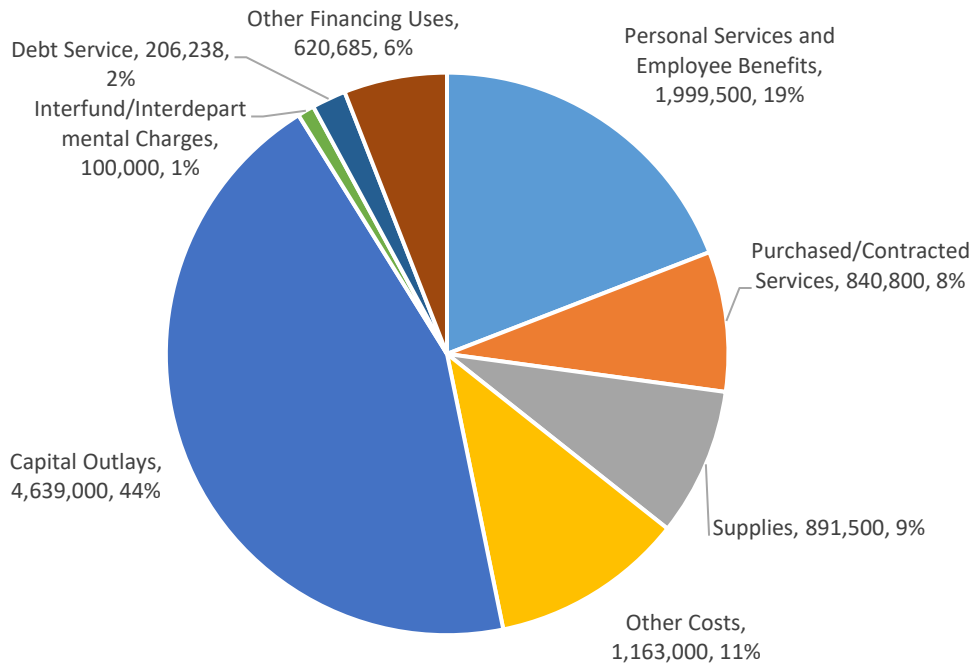
# WATER WORKS FUND

---

## WATER DEPARTMENT REVENUES BY SOURCE



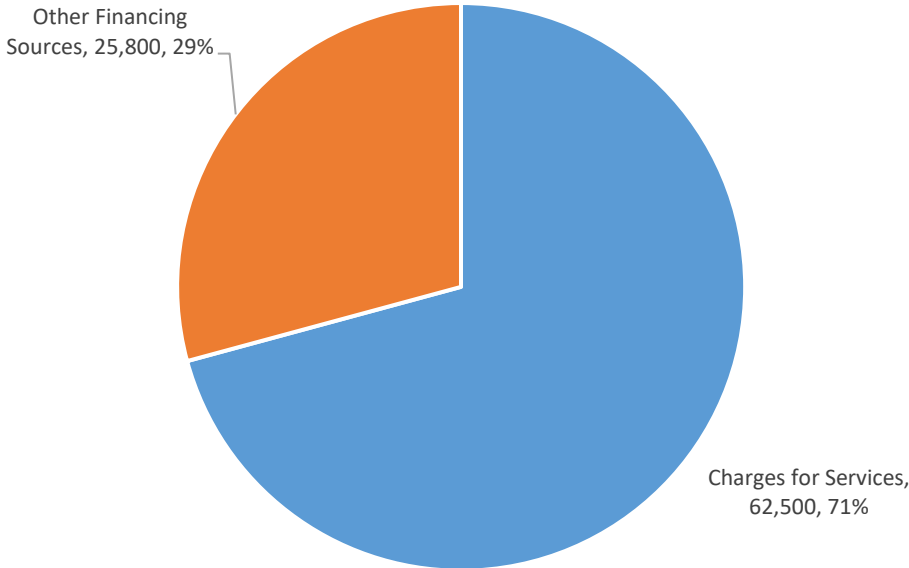
## WATER DEPARTMENT EXPENSES BY TYPE



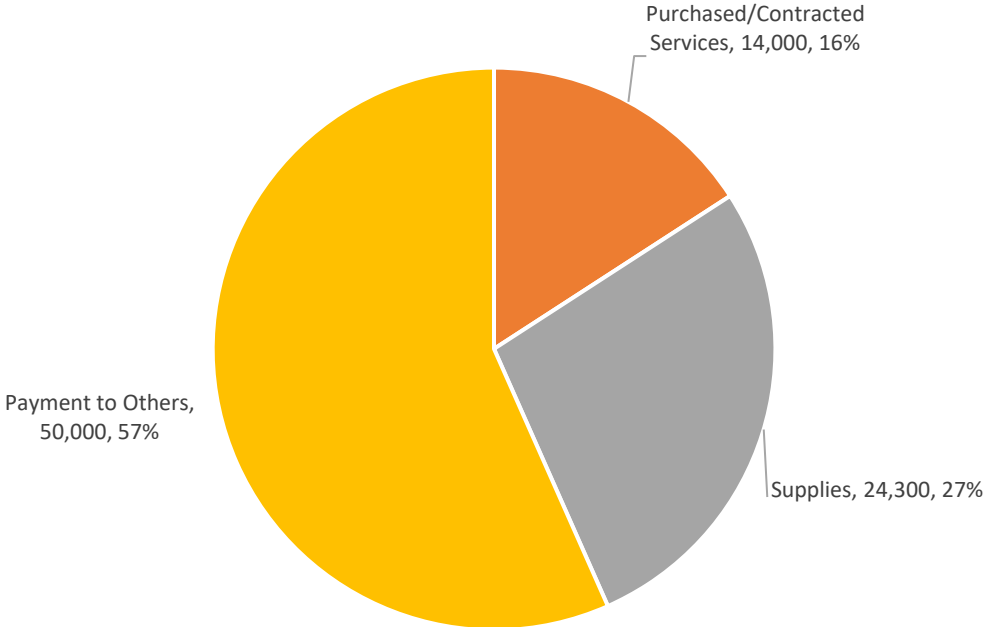
# WATER WORKS FUND

---

## WASTE WATER DEPARTMENT REVENUES BY SOURCE



## WASTE WATER DEPARTMENT EXPENSES BY TYPE





## **LONG TERM DEBT SCHEDULE**

# LONG TERM DEBT

## PUBLIC WORKS EQUIPMENT LEASE-PURCHASE

Facility Type	Acquisition Date	Fiscal Year Due	Principal	Interest	Total
Purchase six pieces of heavy equipment (953 track loader, 2 12M3 motor graders, D5 bulldozer, 308 mini-excavator, and 926M wheel loader) for the Public Works Dept. through a lease-purchase agreement with Caterpillar Financial Services Corp. 3.85%. Paid by General Fund.	2019	2022-23	83,727	6,571	90,298
		2023-24	86,950	3,348	90,298
		2024-25	6	0	6
		<b>Total</b>	<b>170,683</b>	<b>9,919</b>	<b>180,602</b>

## WATERWORKS WATER METER REPLACEMENT GEFA LOAN

Facility Type	Acquisition Date	Fiscal Year Due	Principal	Interest	Total
Replacement of 8,400+/- water meters to AMR smart meters funded through a GEFA Loan at 0.89%. Paid by Water Works Fund.	2018	2022-23	52,330	9,798	62,128
		2023-24	52,798	9,330	62,128
		2024-25	53,269	8,859	62,128
		2025-26	53,745	8,383	62,128
		2026-27	54,226	7,902	62,128
		2027-28	54,710	7,418	62,128
		2028-29	55,199	6,929	62,128
		2029-30	55,692	6,436	62,128
		2030-31	56,190	5,938	62,128
		2031-32	56,692	5,436	62,128
		2032-33	57,199	4,929	62,128
		2033-34	57,710	4,418	62,128
		2034-35	58,226	3,902	62,128
		2035-36	58,746	3,382	62,128
		2036-37	59,271	2,857	62,128
		2037-38	59,801	2,327	62,128
		2038-39	60,335	1,793	62,128
		2039-40	60,874	1,254	62,128
		2040-41	61,418	710	62,128
		2041-42	46,424	172	46,596
<b>Total</b>			<b>1,124,855</b>	<b>102,173</b>	<b>1,227,028</b>

# LONG TERM DEBT

## WATERWORKS IMPROVEMENTS GEFA LOAN

Facility Type	Acquisition Date	Fiscal Year Due	Principal	Interest	Total
Construction of a water filter plant expansion funded through a GEFA Loan at 1.4%. Paid by Water Works Fund.	2016	2022-23	116,488	27,622	144,110
		2023-24	118,129	25,980	144,110
		2024-25	119,794	24,316	144,110
		2025-26	121,482	22,628	144,110
		2026-27	123,194	20,916	144,110
		2027-28	124,929	19,181	144,110
		2028-29	126,690	17,420	144,110
		2029-30	128,475	15,635	144,110
		2030-31	130,285	13,825	144,110
		2031-32	132,121	11,989	144,110
		2032-33	133,982	10,128	144,110
		2033-34	135,870	8,240	144,110
		2034-35	137,785	6,325	144,110
		2035-36	139,726	4,384	144,110
		2036-37	141,695	2,415	144,110
2037-38	95,569	503	96,071		
<b>Total</b>			<b>2,026,214</b>	<b>231,507</b>	<b>2,257,721</b>

## WATERWORKS IMPROVEMENTS

Facility Type	Acquisition Date	Fiscal Year Due	Principal	Interest	Total
Improvements to water system. 2.46%. Paid by a transfer from the Water Works Fund to the Public Improvements Authority Fund.	2012	2022-23	540,000	80,685	620,685
		2023-24	555,000	68,020	623,020
		2024-25	565,000	54,367	619,367
		2025-26	580,000	39,764	619,764
		2026-27	595,000	24,415	619,415
		2027-28	615,000	8,303	623,303
		<b>Total</b>			<b>3,450,000</b>

## PUBLIC IMPROVEMENTS AUTHORITY REVENUE BONDS - COMMUNITY CENTER

Facility Type	Acquisition Date	Fiscal Year Due	Principal	Interest	Total
Community Center construction, other equipment, and improvements. 2.09%. Paid by a transfer from the SPLOST-2019* Fund to the Public Improvements Authority Fund until FY 2025-26.	2010 Refi - 2017	2022-23*	645,000	90,545	735,545
		2023-24*	655,000	76,960	731,960
		2024-25*	670,000	63,113	733,113
		2025-26	655,000	49,267	704,267
		2026-27	665,000	35,473	700,473
		2027-28	675,000	21,470	696,470
		2028-29	690,000	7,208	697,208
<b>Total</b>			<b>4,655,000</b>	<b>344,036</b>	<b>4,999,036</b>

### TOTAL DEBT PAYMENTS FOR FY 2022-23

Principal	Interest	Total
1,437,545	215,221	1,652,766

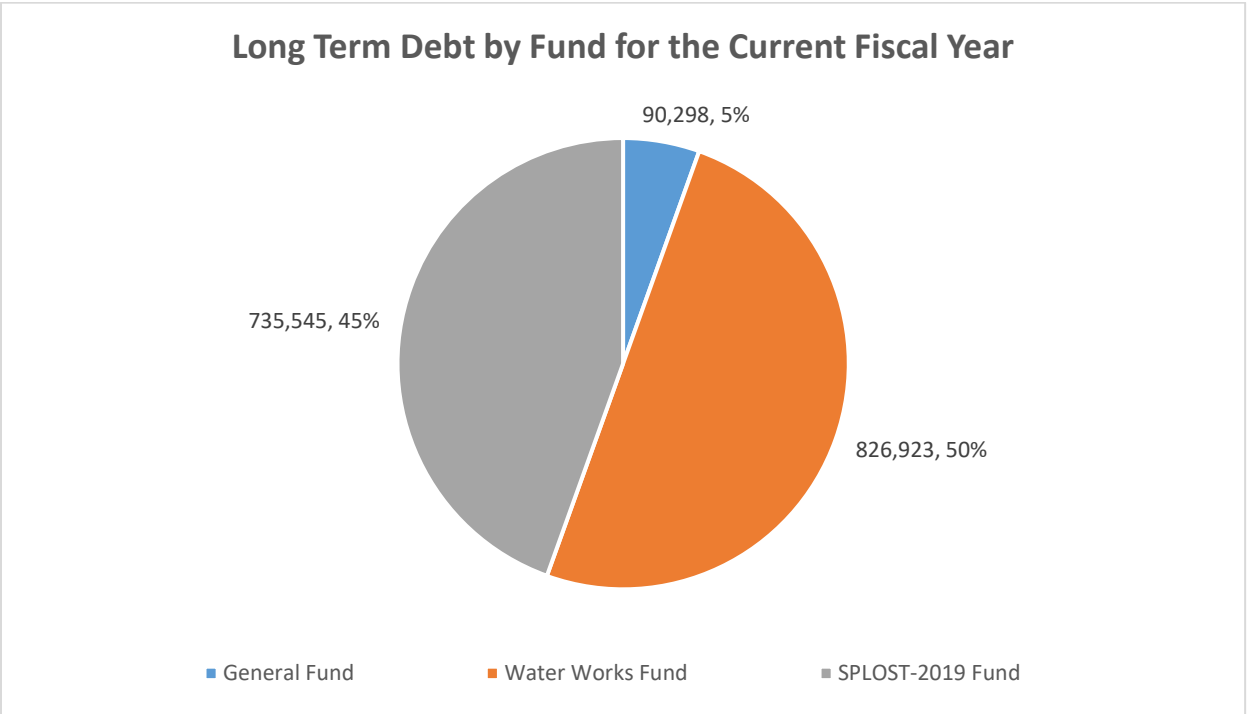
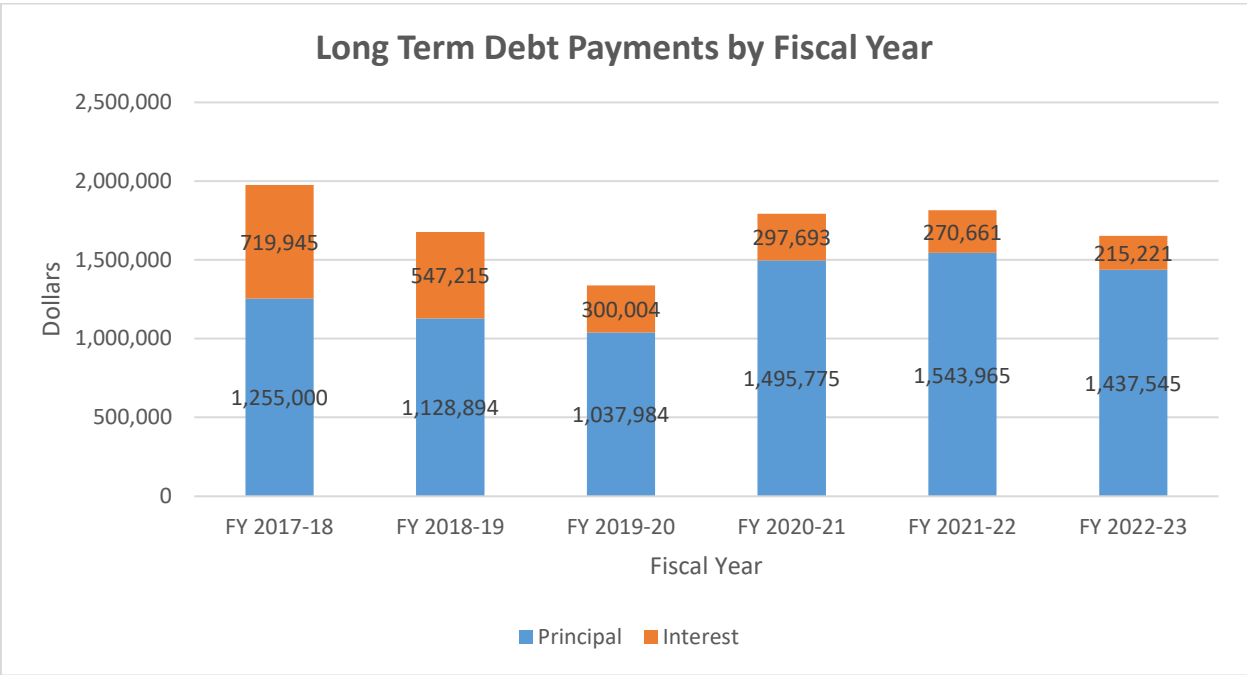
### TOTAL DEBT OUTSTANDING

Principal	Interest	Total
11,426,752	963,189	12,389,941

### DEBT PER CAPITA

$\$12,389,941 / 35,626 = \$347.77$

# LONG TERM DEBT



**Note:** Georgia Constitution, Section V, Article IX states that county debt shall never exceed 10% of the assessed value of all taxable property within the county.





## **STATISTICAL INFORMATION**

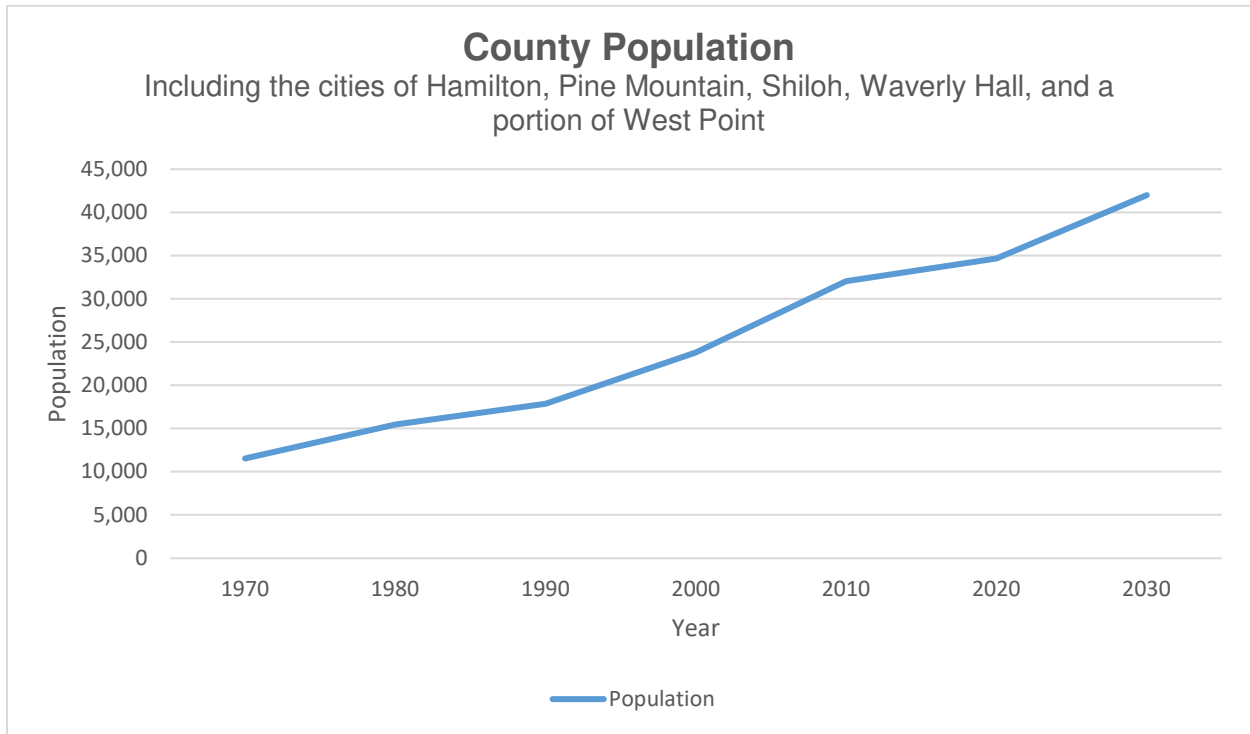
# SELECTED GRAPH

## HARRIS COUNTY EMPLOYEES BY TYPE

Department	Total	Full-Time	Part-Time	Elected	Board Member	Paid Supplement	Inmates
<b>General Fund</b>							
Administration	8	8	0				
Animal Control	4	4	0				2
Board of Commissioners	5	0	0	5			
Board of Elections & Reg.	5	1	1		3		
Board of Equalization	6	0	0		6		
Clerk of Superior Court	7	6	0	1			
Community Center	24	2	22				2-3
Community Development	19	6	1		12		
Coroner	4	0	0	1		3	
District Attorney	7	4	0	1		2	
EMS	47	25	22				
Extension Service	5	1	0			4	
Facilities Maintenance	5	5	0				6-8
Information Technology	3	3	0				
Jail	26	26	0				
Magistrate Court	5	2	2	1			
Non-Departmental	0	0	0				
Prison	33	33	0				40
Probate Court	6	4	1	1			
Public Works	21	21	0				5-7
Recreation	8	7	1				17
Sheriff's Office	55	52	2	1			
Superior Court	21	0	8	7		6	
Tax Assessor	12	9	0		3		
Tax Commissioner	8	7	0	1			
Vehicle Maintenance	6	6	0				2-3
Volunteer Fire Depts.	0	0	0				
<b>Special Revenue Funds</b>							
911 Center	18	18	0				
<b>Enterprise Funds</b>							
Airport	2	1	1				
Solid Waste	16	15	1				15
Water Works	27	26	1				2
<b>Total Employees</b>	<b>413</b>	<b>292</b>	<b>63</b>	<b>19</b>	<b>24</b>	<b>15</b>	<b>91-97</b>

As of July 1, 2022

# SELECTED GRAPH

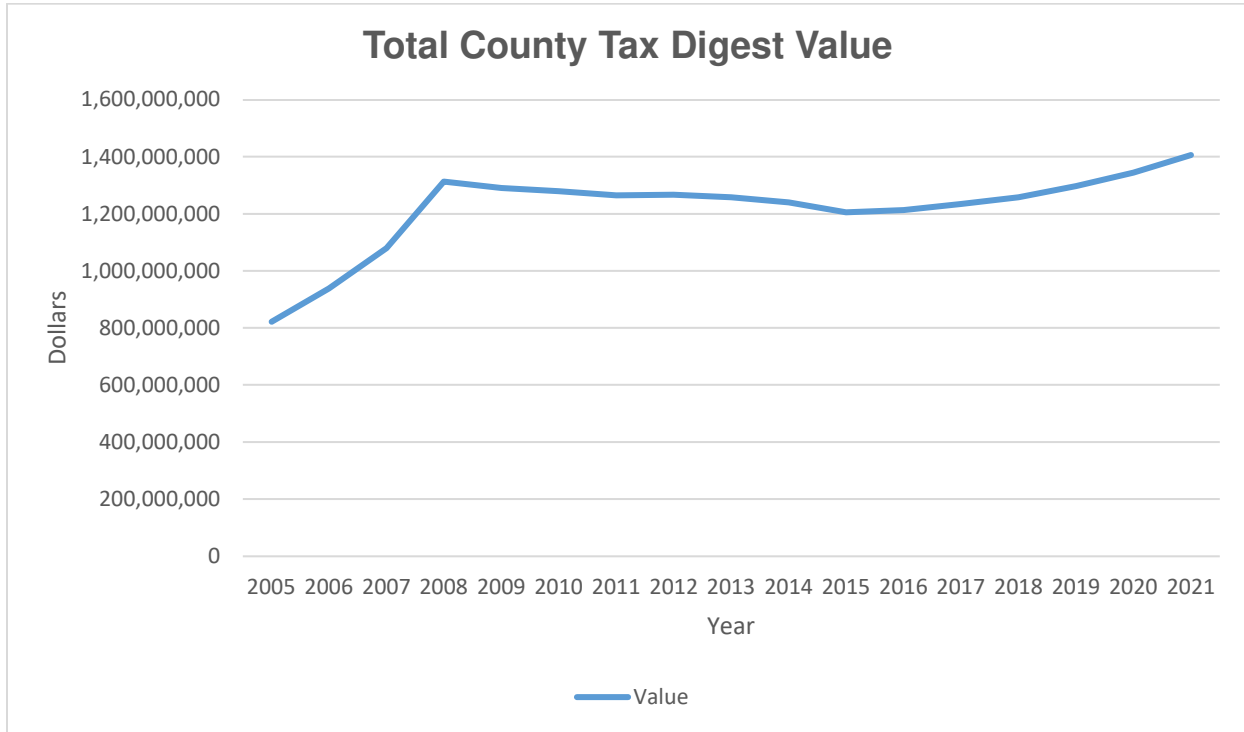


<u>Year</u>	<u>Population</u>
1970	11,545
1980	15,464
1990	17,837
2000	23,797
2010	32,024
2020	34,668
2021	35,626
2030	42,000 (estimate)

Harris County's 2021 population was 35,626, a 2.8% increase from 2020 and a 11.2% increase from 2010.

Source: U.S. Census Bureau Quick Facts, 2019 Comprehensive Plan

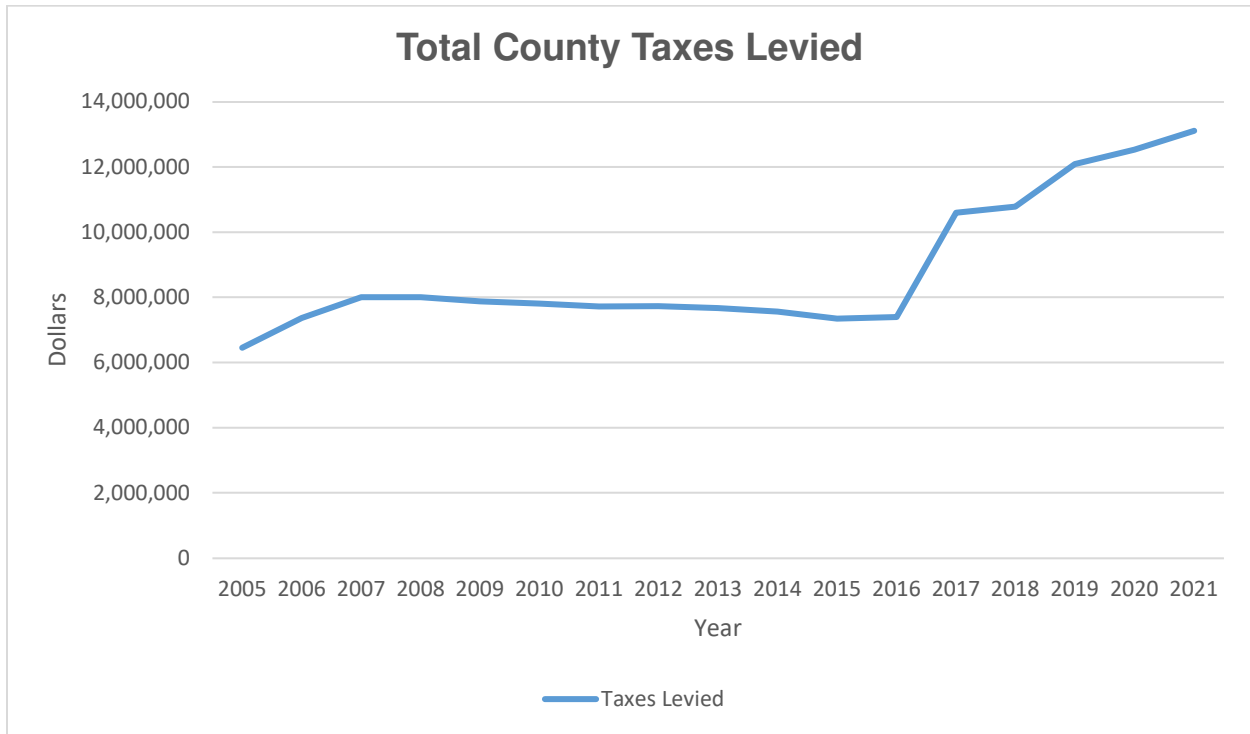
# SELECTED GRAPH



<u>Year</u>	<u>Total County Tax Digest Value</u>
2005	\$822,520,006
2006	938,525,860
2007	1,079,681,571
2008	1,313,180,610
2009	1,290,392,603
2010	1,279,715,455
2011	1,264,466,453
2012	1,266,739,959
2013	1,258,133,263
2014	1,239,965,382
2015	1,205,667,300
2016	1,212,516,034
2017	1,234,147,076
2018	1,257,523,384
2019	1,296,708,956
2020	1,343,896,008
2021	1,406,194,451

Source: Five Year History of Levy

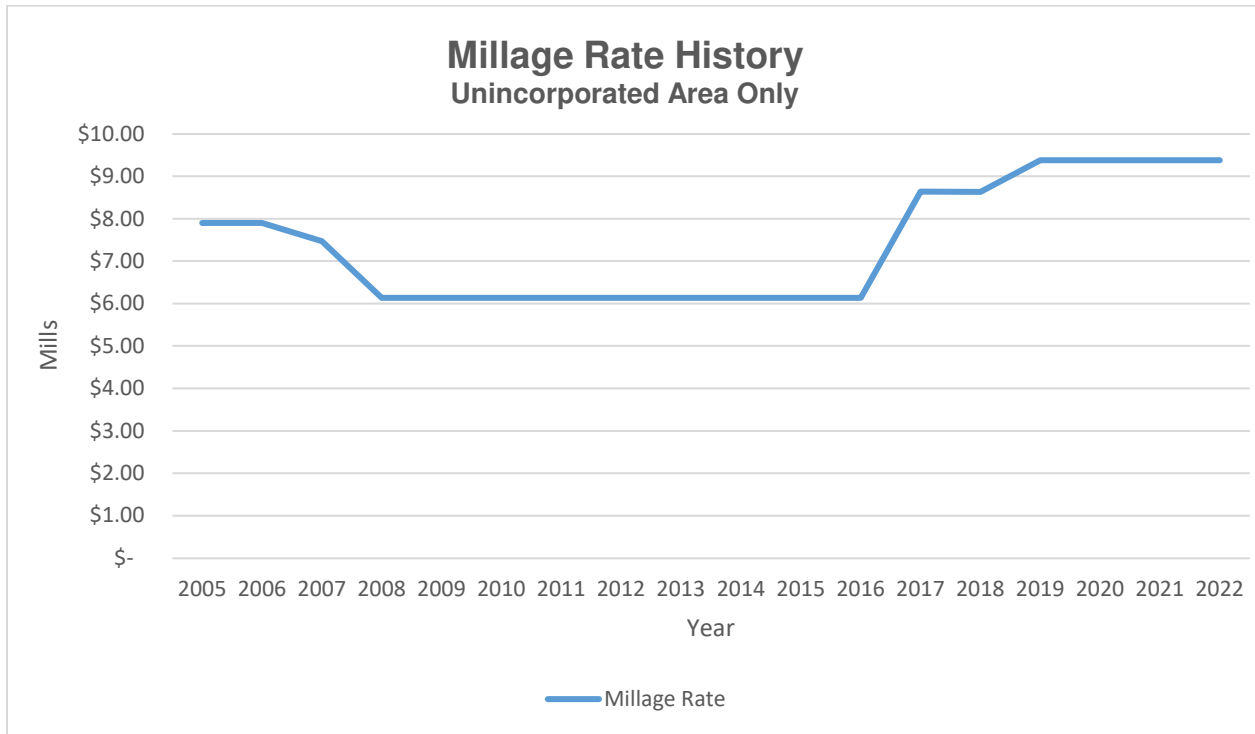
# SELECTED GRAPH



<u>Year</u>	<u>Total County Taxes Levied</u>
2005	\$6,453,041
2006	7,368,979
2007	7,998,813
2008	8,005,653
2009	7,871,954
2010	7,806,571
2011	7,713,514
2012	7,724,759
2013	7,671,625
2014	7,561,435
2015	7,348,052
2016	7,397,202
2017	10,596,360
2018	10,785,159
2019	12,084,522
2020	12,526,098
2021	13,108,982

Source: Five Year History of Levy

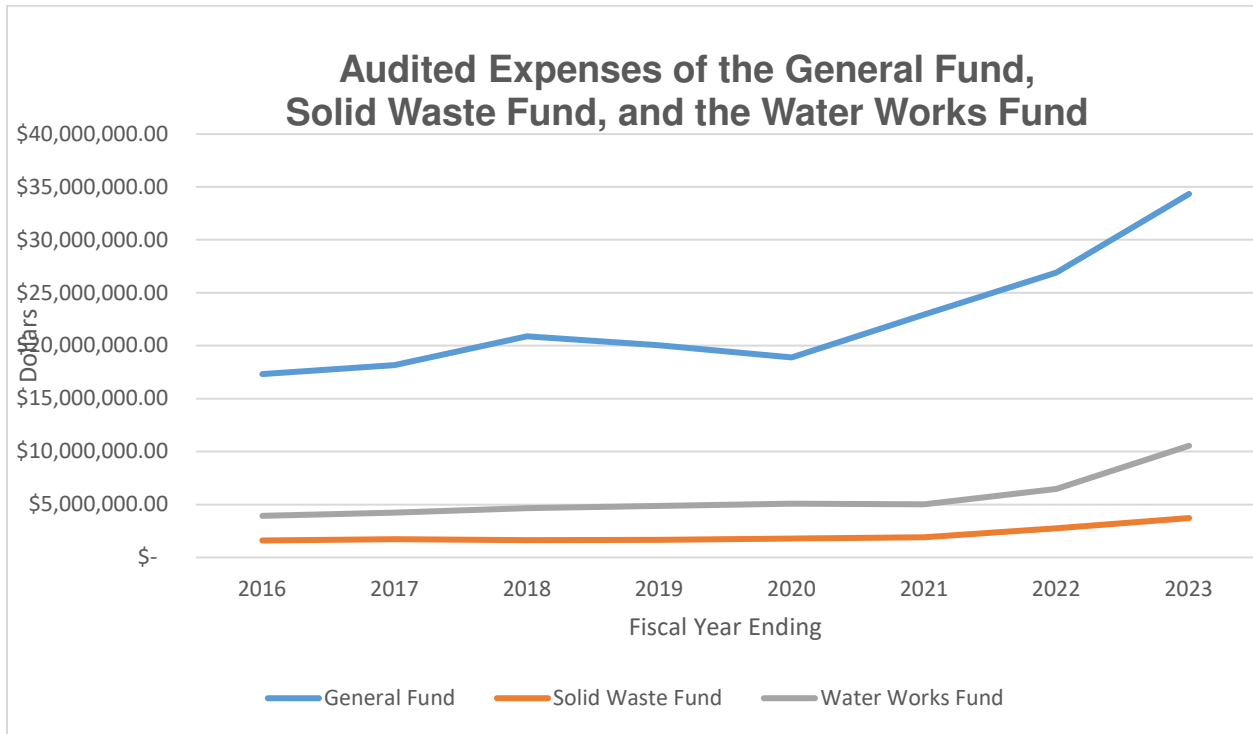
# SELECTED GRAPH



<u>Year</u>	<u>Unincorporated Millage Rate</u>
2005	7.90
2006	7.90
2007	7.47
2008	6.14
2009	6.14
2010	6.14
2011	6.14
2012	6.14
2013	6.14
2014	6.14
2015	6.14
2016	6.14
2017	8.64
2018	8.63
2019	9.38
2020	9.38
2021	9.38
2022 (estimate)	9.38

Source: Five Year History of Levy

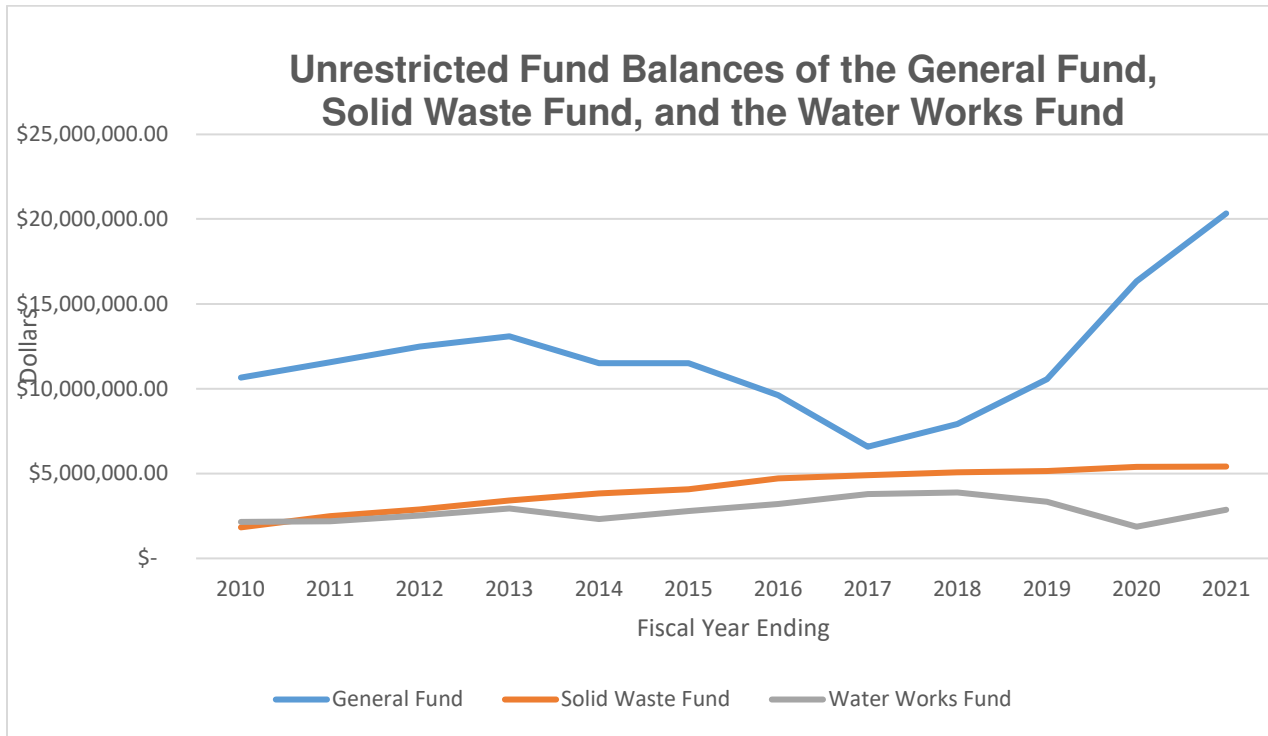
# SELECTED GRAPH



Fiscal Year Ending	General Fund	Solid Waste Fund	Water Works Fund
2010	15,138,545	1,382,342	4,101,805
2011	14,338,694	1,419,822	4,381,764
2012	15,469,611	1,498,491	4,014,429
2013	14,800,830	1,386,657	3,754,545
2014	19,488,760	1,540,719	3,903,650
2015	17,866,507	1,585,821	4,493,710
2016	17,326,661	1,602,472	3,940,504
2017	18,154,745	1,707,570	4,237,205
2018	20,883,268	1,615,078	4,639,071
2019	20,030,402	1,653,561	4,865,590
2020	18,888,074	1,786,830	5,071,309
2021	22,932,600	1,892,162	5,026,045
2022 (budget estimate)	26,899,030	2,760,880	6,477,152
2023 (budget estimate)	34,360,032	3,741,992	10,549,023

Source: Annual Audit and Annual Budget

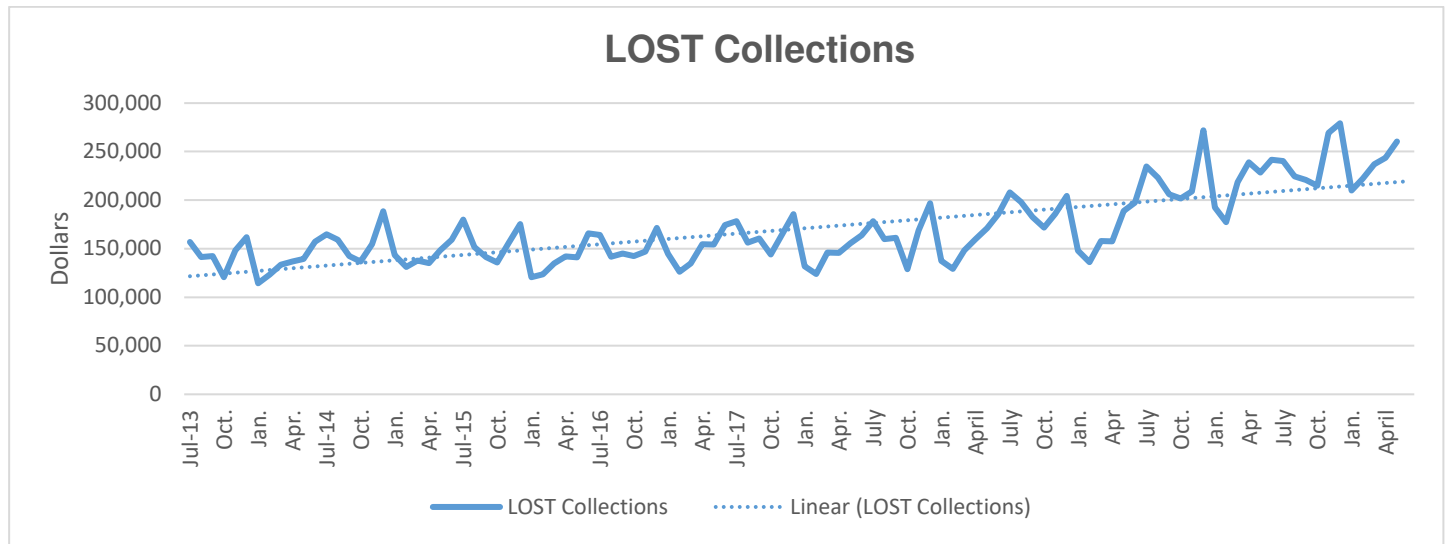
# SELECTED GRAPH



Fiscal Year Ending	General Fund / % of GF Expenses	Solid Waste Fund	Water Works Fund
2010	\$10,644,843 / 70.3%	\$1,828,179	\$2,142,831
2011	11,558,308 / 80.6%	2,478,279	2,190,459
2012	12,474,034 / 86.4%	2,880,357	2,522,311
2013	13,094,136 / 88.5%	3,417,080	2,935,638
2014	11,509,879 / 59.1%	3,818,571	2,319,792
2015	11,499,343 / 64.4%	4,073,803	2,791,941
2016	9,607,455 / 55.4%	4,703,033	3,200,509
2017	6,584,917 / 36.3%	4,906,862	3,788,923
2018	7,912,281 / 37.9%	5,060,530	3,888,342
2019	10,562,849 / 52.7%	5,148,979	3,334,080
2020	16,331,486 / 65.5%	5,383,457	1,874,063
2021	20,330,335 / 75.5%	5,415,046	2,867,097

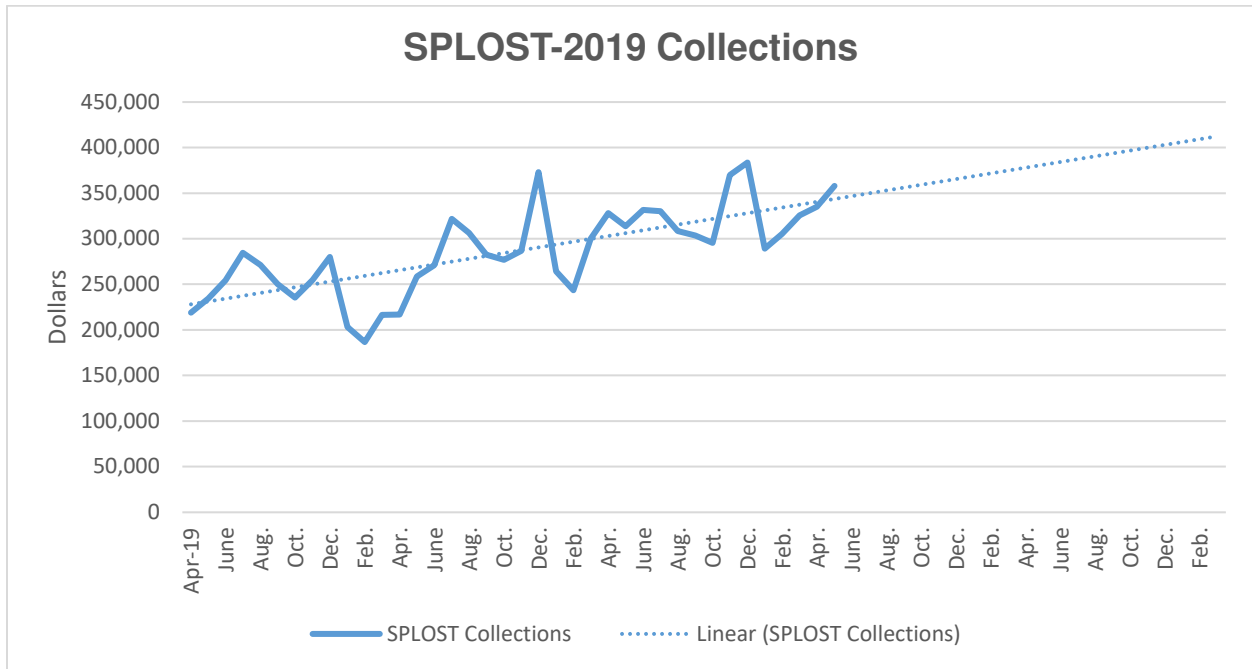


# SELECTED GRAPH



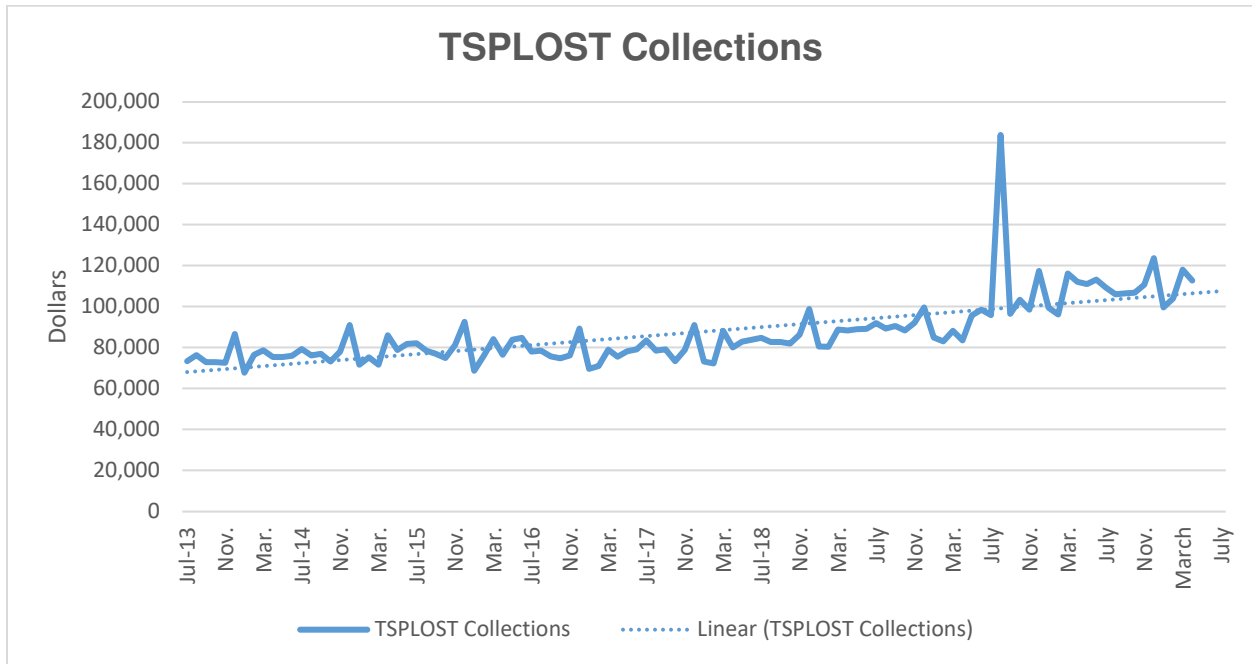
Month	FY 2014-15	FY 2015-16	FY 2016-17	FY 2017-18	FY 2018-19	FY 2019-20	FY 2020-21	FY 2021-22
<b>July</b>	164,846.40	179,956.17	164,263.05	178,428.06	178,208.83	207,829.92	234,554.03	240,390.31
<b>Aug.</b>	159,152.07	151,599.48	141,675.41	156,321.09	159,723.32	197,954.94	223,270.68	224,507.15
<b>Sept.</b>	142,500.20	141,485.55	144,934.76	160,525.24	161,233.86	182,720.92	205,900.47	220,949.15
<b>Oct.</b>	136,619.35	135,680.46	142,510.02	143,984.69	128,754.12	171,829.09	201,807.06	215,004.88
<b>Nov.</b>	154,696.68	156,025.90	146,992.25	164,576.71	168,821.10	185,873.35	208,883.13	269,163.13
<b>Dec.</b>	188,371.04	175,274.57	171,332.59	185,441.25	196,869.33	204,277.25	272,026.45	279,254.41
<b>Jan.</b>	143,375.63	120,522.28	144,628.34	131,927.61	137,542.94	148,140.75	192,335.79	210,077.50
<b>Feb.</b>	131,219.11	123,461.68	126,106.53	123,792.99	129,346.33	136,201.67	177,292.95	221,981.73
<b>Mar.</b>	137,662.41	134,853.92	134,761.84	146,053.10	148,447.37	157,876.58	218,474.10	236,837.19
<b>Apr.</b>	135,000.17	141,910.13	154,434.89	145,589.97	159,856.34	157,633.40	238,965.38	243,639.29
<b>May</b>	148,468.43	140,942.98	154,338.71	155,631.31	171,052.84	188,784.39	228,342.22	260,250.20
<b>June</b>	159,194.68	165,647.73	174,228.63	163,667.09	185,626.40	197,454.98	241,469.05	
<b>Total</b>	<b>1,801,106.17</b>	<b>1,767,360.85</b>	<b>1,800,207.02</b>	<b>1,855,939.11</b>	<b>1,925,482.78</b>	<b>2,136,577.24</b>	<b>2,643,321.31</b>	<b>2,622,054.94</b>
<b>Budget</b>			<b>1,750,000</b>	<b>1,800,000</b>	<b>1,800,000</b>	<b>1,825,000</b>	<b>1,690,300</b>	<b>2,147,043</b>
<b>% Collected</b>			<b>102.9%</b>	<b>103.1%</b>	<b>106.9%</b>	<b>117.1%</b>	<b>156.4%</b>	<b>122.1%</b>

# SELECTED GRAPH



Month	FY 2018-19	FY 2019-20	FY 2020-21	FY 2021-22	FY 2022-23	FY 2023-24	FY 2024-25
July		284,693.42	321,739.80	330,164.86			
Aug.		271,165.55	306,268.05	308,379.55			
Sept.		250,300.43	282,436.82	303,499.03			
Oct.		235,377.50	276,824.25	295,360.55			
Nov.		254,618.28	286,528.10	369,723.88			
Dec.		279,830.34	373,147.20	383,590.25			
Jan.		203,178.91	264,179.21	288,950.71			
Feb.		186,822.88	243,523.45	305,327.64			
Mar.		216,560.26	300,086.97	325,767.65			
Apr.	218,979.06	216,723.22	328,184.03	335,125.59			
May	234,318.00	258,960.66	313,650.06	357,973.30			
June	254,280.87	270,854.51	331,684.43				
<b>Total</b>	<b>707,577.93</b>	<b>2,929,085.96</b>	<b>3,628,252.37</b>	<b>3,603,863.01</b>			
<b>Budget</b>	<b>600,000</b>	<b>2,500,000</b>	<b>2,000,000</b>	<b>3,446,535</b>			
<b>% Collected</b>	<b>118%</b>	<b>117.2%</b>	<b>181.4%</b>	<b>104.6%</b>			
<b>Total to Date - \$10,868,779 or an average of \$286,021 per month.</b>							
<b>FY 2018-19 monthly average - \$235,859</b>							
<b>FY 2019-20 monthly average - \$244,090</b>							
<b>FY 2020-21 monthly average - \$327,624</b>							
<b>Projected collections during the 72-month period - \$20,593,512 or 134.6% (\$15,300,000 budgeted)</b>							
<b>Collection period ends March 31, 2025. 38 of the 72 months have been collected or 52.7%.</b>							

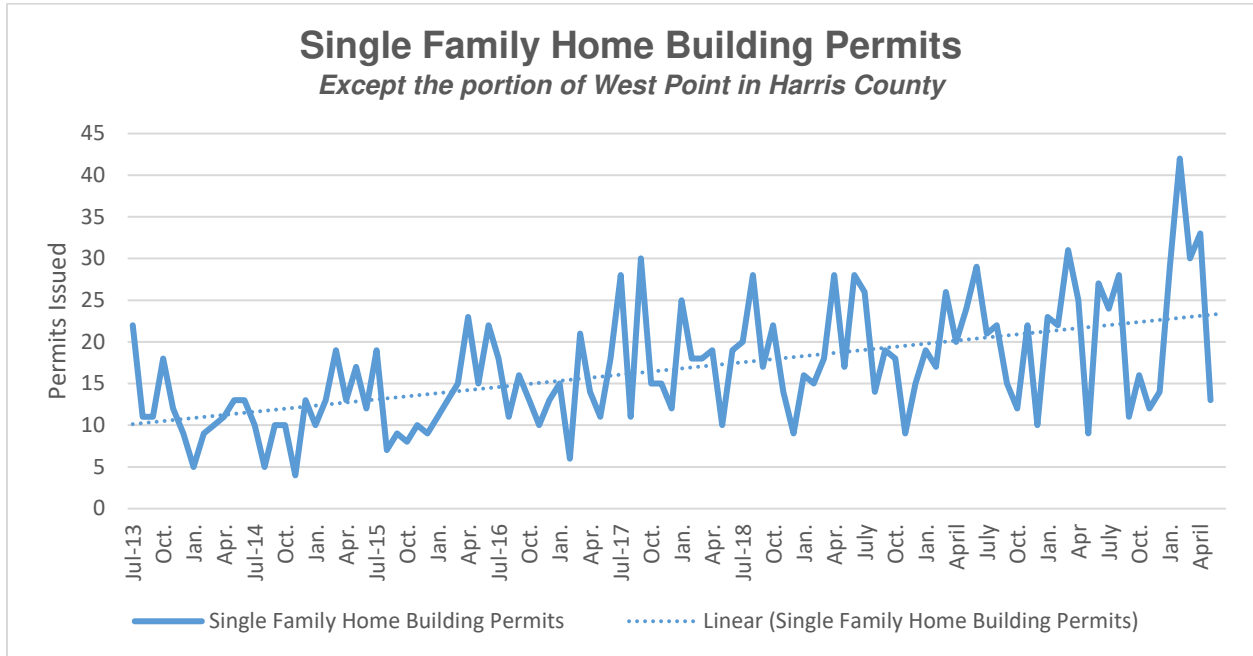
# SELECTED GRAPH



Month	FY 2014-15	FY 2015-16	FY 2016-17	FY 2017-18	FY 2018-19	FY 2019-20	FY 2020-21	FY 2021-22
July	79,301.77	82,115.26	77,943.73	83,443.31	84,736.38	91,988.07	95,748.18	109,199.78
Aug.	76,111.25	78,552.59	78,485.07	78,530.10	82,771.69	89,320.74	183,902.38	105,962.34
Sept.	76,940.46	76,920.89	75,669.23	79,063.32	82,712.97	90,581.20	96,375.92	106,384.14
Oct.	73,193.67	74,958.82	74,675.19	73,291.03	81,904.16	88,374.70	103,295.78	106,689.89
Nov.	78,038.94	81,135.23	76,152.86	78,803.63	86,293.98	92,088.47	98,535.37	110,598.21
Dec.	90,998.24	92,533.83	89,245.46	90,976.10	98,757.93	99,622.22	117,356.47	123,620.34
Jan.	71,602.51	68,628.32	69,645.07	73,224.45	80,522.34	84,887.25	99,453.55	99,517.91
Feb.	75,265.94	75,925.23	71,039.64	72,247.71	80,402.56	83,029.88	96,099.00	103,940.82
Mar.	71,599.02	84,103.83	78,896.55	88,109.01	88,751.64	88,130.47	116,209.04	117,930.02
Apr.	85,985.67	76,438.07	75,533.37	80,106.25	88,366.80	83,525.06	111,993.41	112,646.20
May	78,851.82	83,839.63	78,178.57	82,829.62	89,002.65	95,731.02	110,949.68	
June	81,750.86	84,799.86	79,152.41	83,732.75	89,092.73	98,407.29	113,177.41	
<b>Total</b>	<b>939,640.15</b>	<b>959,951.56</b>	<b>924,617.15</b>	<b>964,357.28</b>	<b>1,033,315.83</b>	<b>1,085,686.37</b>	<b>1,343,096.19</b>	<b>1,096,489.65</b>
<b>Budget</b>				<b>960,000</b>	<b>960,000</b>	<b>960,000</b>	<b>900,000</b>	<b>1,300,000</b>
<b>% Collected</b>				<b>100.5%</b>	<b>107.6%</b>	<b>113.1%</b>	<b>149.2%</b>	<b>84.3%</b>

TSPLOST collection period ends Dec. 31, 2022.

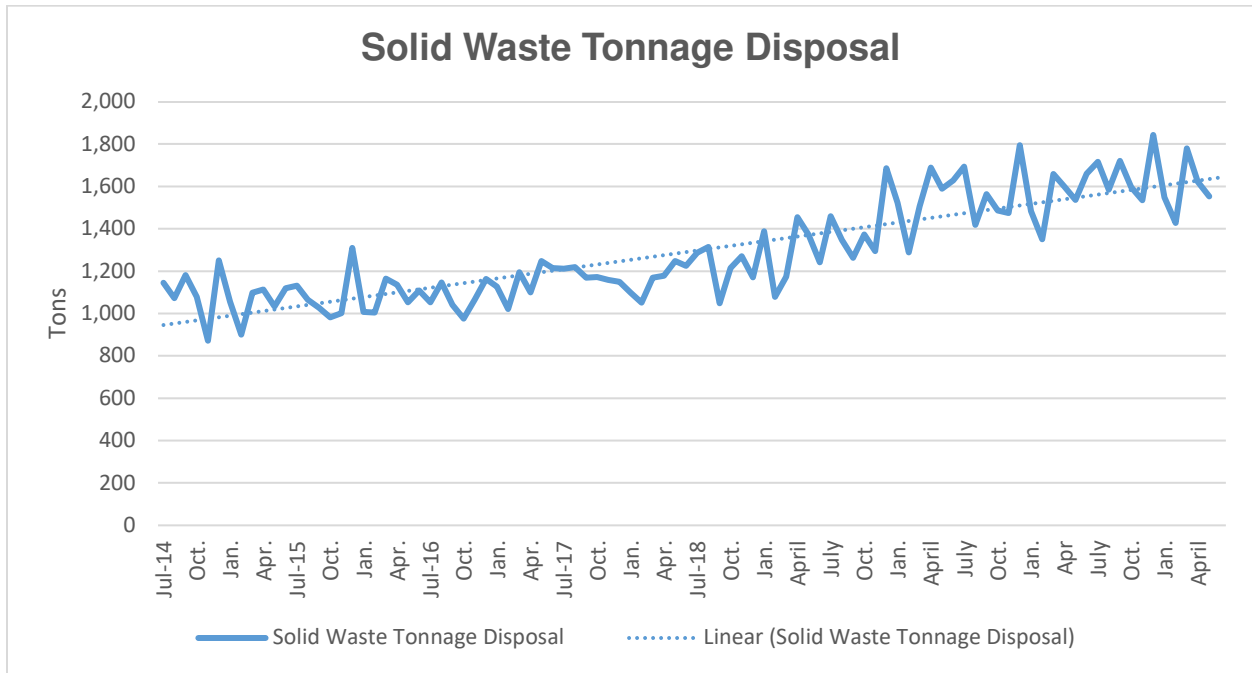
# SELECTED GRAPH



Month	FY 2013-14	FY 2014-15	FY 2015-16	FY 2016-17	FY 2017-18	FY 2018-19	FY 2019-20	FY 2020-21	FY 2021-22
<b>July</b>	22	10	19	18	28	20	26	21	24
<b>Aug.</b>	11	5	7	11	11	28	14	22	28
<b>Sept.</b>	11	10	9	16	30	17	19	15	11
<b>Oct.</b>	18	10	8	13	15	22	18	12	16
<b>Nov.</b>	12	4	10	10	15	14	9	22	12
<b>Dec.</b>	9	13	9	13	12	9	15	10	14
<b>Jan.</b>	5	10	11	15	25	16	19	23	29
<b>Feb.</b>	9	13	13	6	18	15	17	22	42
<b>Mar.</b>	10	19	15	21	18	18	26	31	30
<b>Apr.</b>	11	13	23	14	19	28	20	25	33
<b>May</b>	13	17	15	11	10	17	24	9	13
<b>June</b>	13	12	22	18	19	28	29	27	
<b>Total</b>	<b>144</b>	<b>136</b>	<b>161</b>	<b>166</b>	<b>220</b>	<b>232</b>	<b>236</b>	<b>239</b>	<b>252</b>

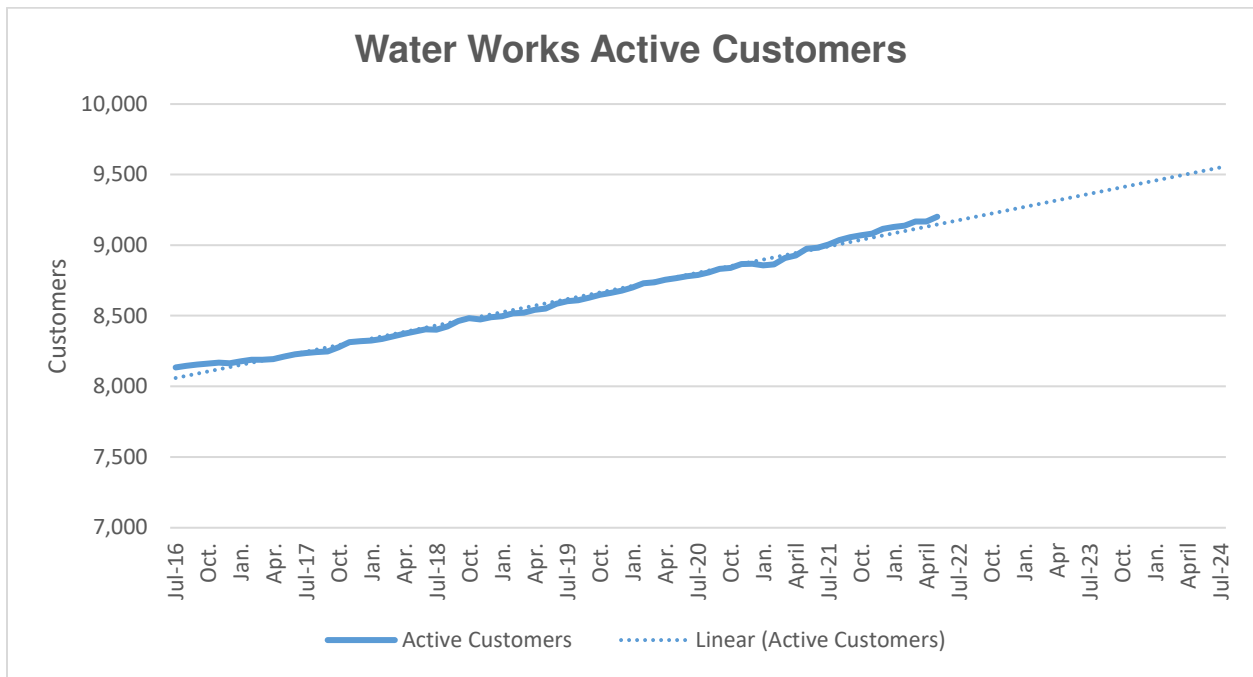
Source: Community Development Department

# SELECTED GRAPH



Month	FY 2014-15	FY 2015-16	FY 2016-17	FY 2017-18	FY 2018-19	FY 2019-20	FY 2020-21	FY 2021-22
<b>July</b>	1,144.62	1,130.58	1,052.35	1,212.16	1,287.38	1,459.22	1,693.06	1,716.18
<b>Aug.</b>	1,072.24	1,065.33	1,147.43	1,219.47	1,313.72	1,348.43	1,419.21	1,585.29
<b>Sept.</b>	1,181.17	1,026.90	1,040.56	1,169.34	1,048.46	1,262.61	1,562.58	1,719.81
<b>Oct.</b>	1,077.75	980.69	974.66	1,171.84	1,214.68	1,373.33	1,486.45	1,595.69
<b>Nov.</b>	871.76	1,000.66	1,066.68	1,159.20	1,269.49	1,295.31	1,474.90	1,534.96
<b>Dec.</b>	1,250.77	1,308.53	1,163.04	1,149.49	1,171.32	1,686.42	1,795.13	1,842.98
<b>Jan.</b>	1,054.61	1,007.95	1,126.84	1,097.77	1,388.26	1,522.78	1,484.27	1,548.68
<b>Feb.</b>	900.24	1,004.78	1,021.48	1,050.59	1,078.43	1,287.89	1,350.25	1,426.89
<b>Mar.</b>	1,097.89	1,165.06	1,194.52	1,169.40	1,173.95	1,506.38	1,658.39	1,779.17
<b>Apr.</b>	1,112.93	1,135.65	1,099.43	1,178.11	1,454.94	1,688.73	1,600.41	1,623.41
<b>May</b>	1,032.65	1,051.84	1,247.32	1,246.82	1,371.46	1,589.44	1,537.41	1,552.71
<b>June</b>	1,118.58	1,108.78	1,214.79	1,224.94	1,242.28	1,628.90	1,660.15	
<b>Total</b>	<b>12,915.21</b>	<b>12,986.75</b>	<b>13,349.10</b>	<b>14,049.13</b>	<b>15,014.37</b>	<b>17,649.44</b>	<b>18,722.21</b>	<b>17,925.77</b>

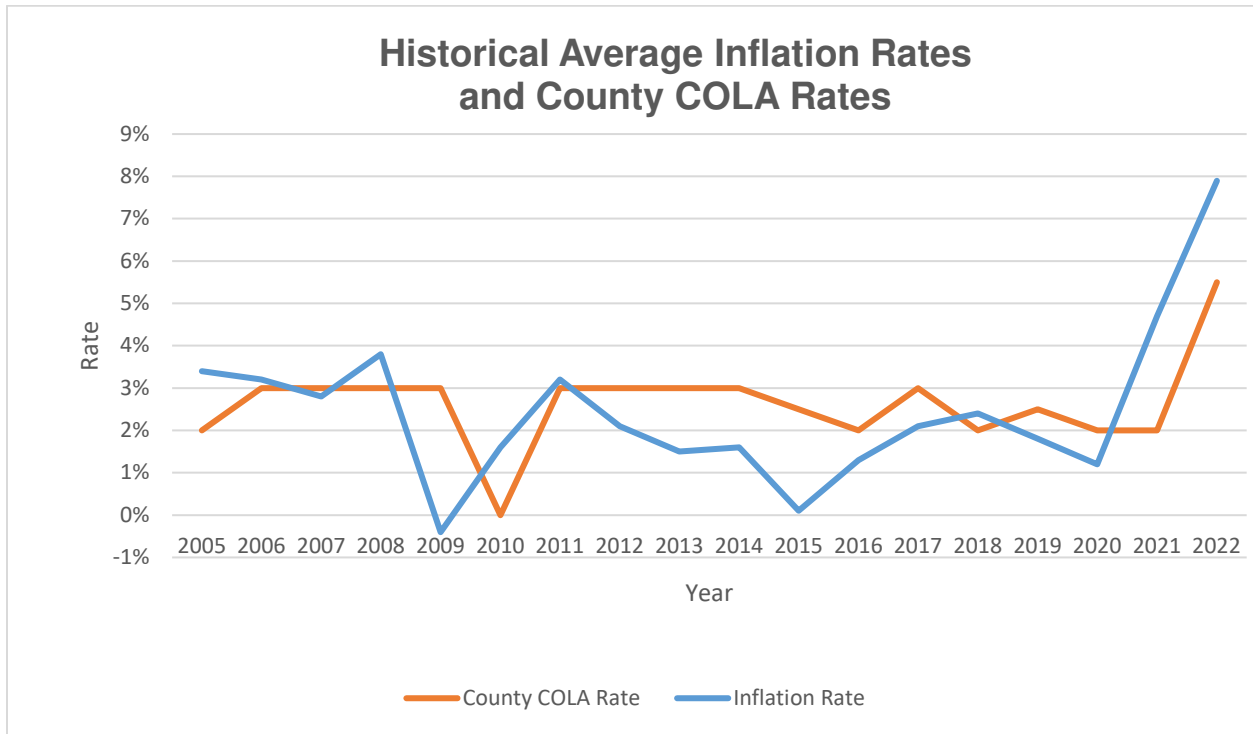
# SELECTED GRAPH



Month	FY 2016-17	FY 2017-18	FY 2018-19	FY 2019-20	FY 2020-21	FY 2021-22	FY 2022-23
<b>July</b>	8,135	8,236	8,401	8,603	8,790	9,004	
<b>Aug.</b>	8,146	8,243	8,423	8,611	8,808	9,037	
<b>Sept.</b>	8,155	8,247	8,463	8,629	8,831	9,056	
<b>Oct.</b>	8,160	8,277	8,482	8,649	8,839	9,070	
<b>Nov.</b>	8,169	8,313	8,475	8,661	8,866	9,082	
<b>Dec.</b>	8,164	8,320	8,490	8,678	8,869	9,115	
<b>Jan.</b>	8,176	8,325	8,496	8,701	8,856	9,130	
<b>Feb.</b>	8,189	8,336	8,517	8,729	8,864	9,138	
<b>Mar.</b>	8,188	8,354	8,522	8,736	8,909	9,168	
<b>Apr.</b>	8,193	8,371	8,541	8,754	8,927	9,167	
<b>May</b>	8,211	8,387	8,551	8,766	8,975	9,203	
<b>June</b>	8,227	8,404	8,586	8,780	8,982		
<b>Avg.</b>	<b>8,176</b>	<b>8,318</b>	<b>8,496</b>	<b>8,691</b>	<b>8,876</b>	<b>9,106</b>	

Source: Water Works Department

# SELECTED GRAPH



<u>Year</u>	<u>Average Inflation Rate</u>	<u>County COLA Rate</u>
2005	3.4%	2.0%
2006	3.2%	3.0%
2007	2.8%	3.0%
2008	3.8%	3.0%
2009	(0.4)%	3.0%
2010	1.6%	0.0%
2011	3.2%	3.0%
2012	2.1%	3.0%
2013	1.5%	3.0%
2014	1.6%	3.0%
2015	0.1%	2.5%
2016	1.3%	2.0%
2017	2.1%	3.0%
2018	2.4%	2.0%
2019	1.8%	2.5%
2020	1.2%	2.0%
2021	4.7%	2.0%
2022 (1 <sup>st</sup> quarter)	7.9%	5.5%

Source: Bureau of Labor Statistics

# SELECTED GRAPH

## Top Ten Property Tax Payers for 2021

No.	Tax Payer	Assessed Value	Original Bill Amount
1	Georgia Power	\$91,683,318	\$2,533,791
2	JCG Foods of Georgia, LLC	16,418,555	451,138
3	Callaway Gardens Resort, Inc.	14,104,595	389,851
4	Southern Natural Gas Co.	12,574,640	347,563
5	Municipal Electric Authority of GA	11,368,063	314,362
6	Daehan Solutions Georgia	10,654,130	205,186
7	Adient US, LLC	9,993,186	197,062
8	Diverse Power, Inc.	8,468,876	233,104
9	Rogers Metal Craft, Inc.	5,769,193	123,509
10	Glovis Georgia, LLC	4,854,304	134,173
<b>Total</b>		<b>\$185,888,860</b>	<b>\$4,929,739</b>

Source: Tax Commissioner's Office

## Georgia's Median Household Income by County

No.	Georgia County	Median Household Income (2020)
1	Forsyth County	\$107,218
2	Oconee County	90,751
3	Fayette County	90,145
4	Cherokee County	82,740
5	Columbia County	82,339
6	Cobb County	77,932
<b>7</b>	<b>Harris County</b>	<b>\$76,319</b>
8	Coweta County	75,913
9	Bryan County	72,624
10	Henry County	71,288

Source: U.S. Census Bureau

## Georgia's Per Capita Income by County

No.	Georgia County	Per Capita Income (2020)
1	Fulton County	\$47,163
2	Glynn County	45,000
3	Oconee County	44,336
4	Fayette County	44,061
5	Forsyth County	43,832
6	Greene County	37,818
7	Cherokee County	36,503
<b>8</b>	<b>Harris County</b>	<b>\$36,273</b>
9	DeKalb County	36,077
10	Columbia County	34,579

Source: U.S. Census Bureau



# SELECTED GRAPH

---

## Neighboring and Similar County Unincorporated Millage Rates and Sales Tax Rates Comparison

No.	County	2021 Unincorporated Millage Rate	2021 Sales Tax Rate
1	Meriwether County	15.722	8%
2	Talbot County	15.440	8%
3	Lee County	12.430	8%
4	Troup County	11.310	7%
<b>5</b>	<b>Harris County</b>	<b>9.380</b>	<b>8%</b>
6	Bryan County	7.999	8%
7	Oconee County	6.650	7%

Source: Georgia Department of Revenue



## **FEE SCHEDULES**



**Harris County Agricultural Building**  
**10690 SR 116**  
**Hamilton, Georgia 31811**  
**(706) 628-4958**

**Fee Schedule**

Item	Fee
Daily Rental or Part of a Day	\$50
Daily Use of Kitchen or Part of a Day	\$20
Set-Up/Take Down of Chairs and Tables & Clean-Up	\$125
Reservation Deposit (applied to rental) or Cancellation Fee if event is cancelled after set up has occurred or within 24 hours of event.	\$50
Return Check Fee	\$30 or 5% of total amount whichever is greater
Credit Card Convenience Fee	\$3 minimum fee for the first \$100 or 3% of the total if over \$100.
Loss of Key	\$20
Damages	Market Rate
<i>No alcoholic beverages, smoking, open flames, animals except for service animals, or defacing of walls allowed in or around facility. Maximum occupancy is 150.</i>	

Board approved on: October 17, 2017

Effective Date: January 1, 2018



Harris County Airport (KPIM)  
 789 Sky Meadows Drive  
 Pine Mountain, Georgia 31822  
 (706) 663-2083

**Fee Schedule**

Item	Fee
<b>Tie Down Fees</b>	
Single Engine	\$10 per night, first night waived if fuel is purchased
Twin Engine	\$35 per night, first night waived if fuel is purchased
<b>Ramp Fees</b>	
Small Jet	\$50 per day, waived if fuel is purchased
Large Jet	\$100 per day, waived if fuel is purchased
<b>T-Hangar Fees</b>	
Small Hangar (10) 1,050 s.f.	\$190 (0.18 per s.f.) per month
Large Hangar (19) 1,500 s.f.	\$270 (0.18 per s.f.) per month
Transit	\$35 per night
<b>Corporate Hangar Fees (2)</b>	
Corporate Hangar 10,000 s.f.	\$1,900 (0.19 per s.f.) per month
Maintenance Hangar 10,000 s.f.	\$1,550 (0.155 per s.f.) per month
<b>Fuel</b>	
Av Gas	Market Rates
Jet A	Market Rates
<b>Other Fees</b>	
Credit Card Convenience Fee	Contained in the fuel price
Return Check Fee	\$30 or 5% of total amount whichever is greater

Board Approved: June 15, 2021

Effective Date: January 1, 2022



**Harris County Animal Control Department**  
**4072 Barnes Mill Road**  
**Hamilton, Georgia 31811**  
**(706) 582-2763**

**Fee Schedule**

Item	Fee
<b>Impoundment</b>	
First Offense	\$25 + \$10 per day for boarding
Second Offense	\$50 + \$10 per day for boarding
Third Offense	\$100 + \$10 per day for boarding
<b>Impoundment for Dangerous or Potentially Dangerous Dogs</b>	
First Offense	\$100 + \$20 per day for boarding
Second Offense	\$500 + \$20 per day for boarding
Third Offense	\$1,000 + \$20 per day for boarding
<b>Adoption</b>	
Puppies & Dogs	\$125 Includes spay/neuter, microchip, heartworm test and prevention, DA2PP, Bordatella, rabies shot, and deworming
Kittens & Cats	\$90 Includes spay/neuter, microchip, felk/fiv test, FVRCP, rabies shot, deworming, and flea prevention
<b>Rabies Quarantine</b>	\$20 per day for 10 days + impoundment fees and no additional boarding fees
<b>Owner Turn-In</b>	\$35 per animal
<b>Nuisance Animal Registration</b>	\$15 per year
<b>Dangerous or Potentially Dangerous Dog Registration</b>	\$30 per year
<b>Grooming Fee</b>	\$40
<b>Credit Card Convenience Fee</b>	\$3 minimum fee for the first \$100 or 3% of the total if over \$100.
<b>Return Check Fee</b>	\$30 or 5% of total amount whichever is greater

Board approved on: October 17, 2017

Effective Date: January 1, 2018

**Harris County Community Center  
Community Center User and Rental Fee Schedule**

County Resident Fee County Employee Fee	\$5 one-time registration fee per person + \$5 per ID card fee per person. Card is good for one year, then \$5 per card renewal fee. If not renewed within 18 months of expiration, registration process begins anew.
Out of County Resident Fee	\$5 per day per person <b>OR</b> \$5 one-time registration fee per person + \$5 per ID card fee per person + \$100 per person out of county fee. Card is good for one year, then \$50 per card renewal fee. If not renewed within 18 months of expiration, registration process begins anew.
Organized Group Fee	\$5 per day per person
Pizza Party Fee	\$125 for up to 10 people or \$180 for up to 20 people
Organized Class/Event Fee	Applicable Class/Event Fee + Out of County Resident Fee (if applicable)
Replacement Card Fee (lost or stolen)	\$10
<p>1) Fee grants access to all areas of the Community Center except for organized classes or conference room/class room and some areas may not be available at all times due to organized recreational events.</p> <p>2) County will collect all organized class fees and remit to the instructor 70%, county keeps 30% and all of the out of county resident fees. Instructor shall have liability insurance naming the county as an additional insured and have a business license.</p>	

Facility	County Resident	Out of County Residents	Non-Profit (501c3)			
<b>Conference Room/Class Room</b>	\$35 per hour	\$50 per hour	\$15 per hour			
during & after hours, 1 hour minimum						
<b>Gym</b>						
Hourly Rate	\$90/hour or \$50/hour for 1 court.	\$175/hour or \$90/hour for 1 court	\$40/hour or \$20/hour/court			
Daily Rate	\$550/day or \$300/day for 1 court	\$650/hour or \$400/hour for 1 court	\$350/day or \$200/day/court			
during & after hours, 2 hours minimum, not beyond 10 p.m.						
<b>Pool</b>						
Up to 50 people	\$175 for 2 hours, \$75/hour thereafter.	\$200 for 2 hours, \$100/hour thereafter.	\$200 per hour			
51 to 99 people	\$200 for 2 hours, \$85/hour thereafter.	\$225 for 2 hours, \$110/hour thereafter.	\$225 per hour			
100+ people	\$225 for 2 hours, \$100/hour thereafter.	\$250 for 2 hours, \$125/hour thereafter.	\$250 per hour			
after hours only, 2 hours minimum, not beyond 10 p.m., includes lifeguards						
<b>Pool Event Area</b>	\$25 per hour	\$50 per hour	\$15 per hour			
during hours only, 1 hour minimum, 2 hours maximum						
<b>Outdoor Patio Area</b>						
Up to 50 people	\$25 per hour	\$50 per hour	\$15 per hour			
during and after hours, 1 hour minimum, 2 hours maximum						
<b>Credit Card Fee</b>	\$3 minimum fee for the first \$100 or 3% of the total if over \$100.					
<b>Return Check Fee</b>	\$30 or 5% of total amount whichever is greater					
<b>Community Center Hours of Operation</b>						
Sunday	Monday	Tuesday	Wednesday	Thursday	Friday	Saturday
Closed	8:30am to 8 pm	8:30 am to 8 pm	8:30 am to 8pm	8:30 am to 8 pm	8:30 am to 4 pm	10 am to 4 pm

Board update on: June 21, 2022

Effective Date: July 1, 2022



**Harris County**  
**104 N. College Street / P.O. Box 365**  
**Hamilton, Georgia 31811**  
**(706) 628-4958**

**Alcoholic Beverage Licenses  
 Fee Schedule**

Item	Annual Fee	Fee if Purchased July 1 to Sept. 30	Fee if Purchased Oct. 1 to Dec. 31
Alcohol Sign	\$30	\$30	\$30
Application Fee	\$100	\$100	\$100
Beer/Malt Beverage - In Room	\$50	\$25	\$12.50
Beer/Malt Beverage - Off Premises	\$250	\$125	\$62.50
Beer/Malt Beverage - On Premises	\$500	\$250	\$125
Beer/Malt Beverage - Wholesale	\$100	\$50	\$25
Wine - In Room	\$50	\$25	\$12.50
Wine – Off Premises	\$250	\$125	\$62.50
Wine – On Premises	\$500	\$250	\$125
Wine - Wholesale	\$100	\$50	\$25
Distilled Spirits (Liquor) - by the Drink	\$2,500	\$1,250	\$625
Distilled Spirits (Liquor) – In Room	\$150	\$75	\$37.50
Distilled Spirits (Liquor) - Wholesale	\$1,500	\$750	\$375
Package Store/Liquor Retail	\$5,000	\$2,500	\$1,250
Concessionaire for Golf Courses Publicly-owned or privately-owned golf courses for the sale, consumption, and carrying out of beer and/or wine on and around golf course, available only to licensees who have also acquired beer and/or wine, retail on and off premises license.	\$175	\$87.50	\$43.75
Special Event Facility	\$400	\$200	\$100
Temporary Special Event (Non-Profit/Charitable) No proration, limited to 2 events per year per organization.	\$200	\$200	\$200
Transfer Fee	\$100	\$100	\$100
Late Fee	10% if renewal is not paid by Nov. 15 of current year.		
Return Check Fee	\$30 or 5% of total amount whichever is greater		
Credit Card Convenience Fee	\$3 minimum fee for the first \$100 or 3% of the total if over \$100.		
<i>Annual notices are sent out during October, due by November 15, and effective January through December. If not renewed and paid by December 31, a new application and process are required.</i>			

Board approved on: October 17, 2017

Effective Date: January 1, 2018



**Harris County Community Development Department**  
**125 Barnes Mill Road / P.O. Box 689**  
**Hamilton, Georgia 31811**  
**(706) 628-4700**

**Building Permits**  
**Fee Schedule**

Item	Fee
<b>Building Permit Fees</b>	
Minimum Fee	\$50
Single-Family & Multi-Family	\$0.32 per s.f. heated space and includes plumbing, electrical, mechanical, and gas.
Manufactured Housing	\$300 for single and multi-sectional units excluding additional permits, Pre-owned in-county add \$100 for pre-inspection fee. Pre-owned out-of-county, add \$100 for pre-inspection fee and \$100 refundable bond. Per ordinance.
Accessory Buildings	No permit if 400 s.f. or less, \$0.10 per s.f. if greater than 400 s.f. <i>Separate permits are required for plumbing, electrical, and mechanical, if needed.</i>
Agricultural Use Structures (barns, poultry houses, livestock structures)	No permit if 800 s.f. or less, \$0.10 per s.f. if greater than 800 s.f. <i>Separate permits are required for plumbing, electrical, and mechanical, if needed.</i>
Commercial & Industrial	\$15 for first \$1,000 valuation + \$6 for each additional \$1,000 valuation or fraction thereof. Valuation at \$85 per s.f. unless value provided by builder; does not include plumbing, gas, electrical, or mechanical permits.
Commercial Plan Review Submittal	15% of the building permit fee due at the time of initial submittal.
Moving Buildings & Structures	\$100
Demolition & Removal of Buildings & Structures	\$50
Remodeling/Renovation	\$100 for single-family & multi-family excluding additional permits, if s.f. is being increased add \$0.32 per s.f. \$200 for commercial excluding additional permits, if s.f. is being increased see commercial & industrial category.
Swimming Pool	\$75 for private residential, \$150 for public commercial.
Plan Modifications or Contractor Changes	\$100
Sign Permit	\$50
Building Permit Reactivation	\$50
Subsequent Inspections	\$25 for second inspection, \$50 for each additional inspection thereafter; paid in advance.
<i>Double fees if work for which a permit is required is started or proceeds prior to obtaining permit.</i>	



## Building Permits Fee Schedule

Item	Fee												
<b>Plumbing, Gas, Electrical, &amp; Mechanical Permit Fees</b>													
Plumbing	\$50 minimum to install, repair, or add to existing system for residential and commercial. \$4 per fixture or trap installed or relocated for commercial.												
Gas	\$50 for less than 4 inch meter outlet. \$90 for 4 inch meter outlet or more. \$20 per replacement of gas furnace, water heater, appliance.												
Electrical	<table border="1" style="width: 100%; border-collapse: collapse;"> <thead> <tr> <th style="text-align: center;">Ampere rating each main service</th> <th style="text-align: center;">Fee</th> </tr> </thead> <tbody> <tr> <td style="text-align: center;">0-200</td> <td style="text-align: center;">\$50</td> </tr> <tr> <td style="text-align: center;">201-400</td> <td style="text-align: center;">\$90</td> </tr> <tr> <td style="text-align: center;">401-600</td> <td style="text-align: center;">\$150</td> </tr> <tr> <td style="text-align: center;">601-1,000</td> <td style="text-align: center;">\$190</td> </tr> <tr> <td style="text-align: center;">1,000 or more</td> <td style="text-align: center;">\$600 per 1,000 amps or fraction thereof.</td> </tr> </tbody> </table> <p>Extension of circuits/wiring from existing system to existing building or structure (i.e. additional outlets, signs, elevators, swimming pools, or other equipment) fee is for the total ampere rating of the additional work.</p> <p>\$50 for solar panel residential installation.</p>	Ampere rating each main service	Fee	0-200	\$50	201-400	\$90	401-600	\$150	601-1,000	\$190	1,000 or more	\$600 per 1,000 amps or fraction thereof.
Ampere rating each main service	Fee												
0-200	\$50												
201-400	\$90												
401-600	\$150												
601-1,000	\$190												
1,000 or more	\$600 per 1,000 amps or fraction thereof.												
Mechanical	<table border="1" style="width: 100%; border-collapse: collapse;"> <thead> <tr> <th colspan="2" style="text-align: center;">Residential</th> <th colspan="2" style="text-align: center;">Commercial</th> </tr> </thead> <tbody> <tr> <td style="text-align: center;">Per Unit</td> <td style="text-align: center;">\$50</td> <td style="text-align: center;">Per Unit</td> <td style="text-align: center;">\$100</td> </tr> </tbody> </table> <p>\$90 for commercial hood range installation.</p>	Residential		Commercial		Per Unit	\$50	Per Unit	\$100				
Residential		Commercial											
Per Unit	\$50	Per Unit	\$100										
Credit Card Convenience Fee	\$3 minimum fee for the first \$100 or 3% of the total if over \$100.												
Return Check Fee	\$30 or 5% of total amount whichever is greater.												

Board approved on: June 15, 2021

Effective Date: September 1, 2021



**Harris County Community Development Department**  
**125 Barnes Mill Road / P.O. Box 689**  
**Hamilton, Georgia 31811**  
**(706) 628-4700**

**Business License**  
**Fee Schedule**

Number of Full-Time Equivalent Employees	Fee
0-1	\$50
2-4	\$75
5-9	\$135
10-19	\$210
20-29	\$310
30-39	\$410
40-49	\$510
50-59	\$610
60-69	\$690
70-79	\$770
80-89	\$850
90-99	\$930
100 or more	\$1,010
Administration Fee	\$25 for all new applications (additional fee payable at time of application, non-refundable).
Application Re-type Fee	\$25
Credit Card Convenience Fee	\$3 minimum fee for the first \$100 or 3% of the total if over \$100.
Return Check Fee	\$30 or 5% of total amount whichever is greater
Late Fee	10% of the fee amount + 1.5% per month thereafter
<i>Annual notices are sent out during September, due by November 15, and is late if not paid by January 1. Licenses are effective January through December. New businesses are prorated by ½ after July 1. If renewals are not paid by April 1, the license will expire and a new business license application will be required.</i>	

Board approved on: June 15, 2021

Effective Date: September 1, 2021



**Harris County Community Development Department**  
**125 Barnes Mill Road / P.O. Box 689**  
**Hamilton, Georgia 31811**  
**(706) 628-4700**

**Planning & Zoning**  
**Fee Schedule**

Item	Fee		
Land Disturbance Permit	\$200 per application, \$80 per acre for NPDES, \$200 review fee, and \$1,500 per disturbed acre for bond. Per ordinance.		
Rezoning Application	\$400 per application		
Special Use Permit Application	\$400 per application		
Variance Application (Board of Zoning Adjustments)	\$100 per application		
Special Use Permit Application for Cell Tower	\$150 per application for administrative review only. \$250 per application for BOC determination.		
Minor Subdivision Plat Approval (3 parcels/lots or less)	\$10 per parcel/lot		
Major Subdivision Plat Approval (4 or more parcels/lots)	\$20 per parcel/lot for preliminary \$150 flat fee for final		
<b>Plan Review, Construction</b>			
Residential	\$1,000 application fee for residential use with new street construction plus the fees below:		
	No. of Lots	Initial Fee	Subsequent Review
	1-30	\$200	\$110
	31-40	\$275	\$165
	41-50	\$365	\$215
	51-60	\$450	\$260
	61-70	\$570	\$300
	71-80	\$725	\$335
	81-90	\$900	\$365
	91-100	\$1,095	\$390
101+	Additional \$150 for each 10 lot increment or portion thereof	Additional \$40 for each 10 lot increment or portion thereof	
Multi-family/Condominium	\$25 per unit, \$300 minimum		
Commercial/Office	\$0.03 per square foot, \$300 minimum		
Industrial	\$0.02 per square foot, \$300 minimum		
CUPD/PUD/Resort	\$10 per acre, \$500 minimum		
Credit Card Convenience Fee	\$3 minimum fee for the first \$100 or 3% of the total if over \$100.		
Return Check Fee	\$30 or 5% of total amount whichever is greater		

Board approved on: June 15, 2021

Effective Date: September 1, 2021



**Ellerslie Park Lodge & Pavilion**  
**3280 Georgia Highway 85**  
**Ellerslie, Georgia 31811**  
**(706) 488-0000**  
**Recreation.Harriscountyga.gov**

### Lodge Fee Schedule

Item	Fee
Daily Rental (includes tables and chairs)	\$150 per day
Out-of-County Daily Rental (includes tables and chairs)	\$200 per day
Non-Profit Daily Rental (includes tables and chairs)	\$50 per day
Return Check Fee	\$30 or 5% of total amount whichever is greater
Loss of Key	\$20
Credit Card Convenience Fee	Credit card processing company charges the customer directly 3%
Damages	Market rate
<i>No alcoholic beverages, smoking, open flames, animals except for service animals, or defacing of walls allowed in or around facility. Maximum occupancy is 50.</i>	

### Pavilion Fee Schedule

Item	Fee
Hourly Rental (Minimum 2 Hour)	\$15 per hour
Out-of-County Hourly Rental (Minimum 2 Hours)	\$25 per hour
Non-Profit Hourly Rental (Minimum 2 Hours)	\$10 per hour
Return Check Fee	\$30 or 5% of total amount whichever is greater
Credit Card Convenience Fee	Credit card processing company charges the customer directly 3%
Damages	Market rate
<i>No alcoholic beverages, smoking, or open flames except in grills. Maximum occupancy is 30.</i>	

Board approved on: February 15, 2022

Effective Date: February 15, 2022



**Harris County EMS**  
**9907 SR 116 / P.O. Box 286**  
**Hamilton, Georgia 31811**  
**(706) 628-4284**

**Fee Schedule**

Item	Fee
Advanced Life Support 2	\$1,600
Advanced Life Support 1 (Emergency)	\$1,000
Advanced Life Support (Non-Emergency Transport)	\$950
Basic Life Support (Emergency)	\$900
Basic Life Support (Non-Emergency Transport)	\$450
Specialty Care Transport	\$2,000
ALS and BLS Transport	\$250
Ground Mileage	\$19 per mile
Refusal of Service Fee	\$250 assessed if patient refuses transport and: (1) EMS personnel is on site in excess of 30 minutes, or (2) EMS supplies are used, or (3) EMS responds to the same patient who refuses transport in excess of 12 times in a 12-month period.
Credit Card Convenience Fee	\$3 minimum fee for the first \$100 or 3% of the total if over \$100.
Return Check Fee	\$30 or 5% of total amount whichever is greater
<i>Emergency Medical Billing LLC (LaFayette, AL) is the collection provider at 6.5% of actual collections.</i>	

Board approved on: June 21, 2022

Effective Date: July 1, 2022



**Harris County**

**Miscellaneous**

**Fee Schedule**

<b>Item</b>	<b>Fee</b>
Copies	0.10 per page
Open Records Requests (search, retrieval, redaction, etc.)	Hourly rate of lowest paid person who can retrieve the requested documents less the first quarter hour.
Copies of Tax Assessor Color Maps	8.5 x 11 - \$2 8.5 x 14 - \$3 11 x 17 - \$4 24 x 36 – \$4 (black & white)
Man O' War RR Recreation Trail Driveway/Crossing	\$250 per driveway/crossing
Fax	\$1 per page
Notary Service	No charge
Credit Card Convenience Fee	\$3 minimum fee for the first \$100 or 3% of the total if over \$100.
Return Check Fee	\$30 or 5% of total amount whichever is greater

Board updated on: June 21, 2022

Effective Date: July 1, 2022



Harris County Public Works  
9982 SR 116  
Hamilton, Georgia 31811  
(706) 628-5850

**Fee Schedule**

Item	Fee
Driveway Permit Fee	\$25
Pipe Sales	County Cost +10% administrative fee + 8% sales tax
Return Check Fee	\$30 or 5% of total amount whichever is greater
Credit Card Convenience Fee	\$3 minimum fee for the first \$100 or 3% of the total if over \$100.

Board approved on: October 17, 2017

Effective Date: January 1, 2018



**Harris County Solid Waste Fund**  
**4070 Barnes Mill Road**  
**Hamilton, GA 31811**  
**(706) 582-2982**

**Convenience Centers and Transfer Station**  
**Fee Schedule**

<b>Garbage Type</b>	<b>Definition</b>	<b>Customer / Price</b>
Household Waste	Animal and vegetable matter used for food, rags, wood, ashes, cans, paper, glass, plastic, furniture, mattresses, bed springs.	County residents including city residents – no charge. Commercial - \$45.60 per ton.
White Goods	Washing machines, dryers, stoves, refrigerators, freezers, air conditioners, bicycles and other metals.	County residents including city residents – no charge. Commercial - \$45.60 per ton.
Yard Waste	Bushes, tree trimmings, limbs under 9 inches in diameter.	County residents including city residents – no charge. Commercial - \$18.00 per ton.
Inert Waste	Dirt, tree stumps, concrete with no metal, cured asphalt, rocks, bricks, grass clippings, weeds, leaves. Must be clean with no other household waste or trash mixed in.	County residents including city residents – no charge. Commercial - \$18.00 per ton. Mixed inert waste - \$45.60 per ton.
Construction & Demolition Material (accepted only at Transfer Station)	Waste building materials and from new construction, demolition materials from repairs to house and other buildings, wood, metal, carpets, cabinets, wallboard, paper, cardboard and mixed inert waste not clean.	County residents including city residents - \$45.60 per ton. Commercial - \$45.60 per ton.
Animal	Whole or parts of dogs, cats, other small animals including deer. No cows, horses, or large animals will be accepted.	County residents including city residents - no charge. Commercial - \$45.60 per ton.
Batteries (accepted only at Transfer Station)	Vehicle batteries.	County residents including city residents - \$2.50 per battery. Commercial - \$2.50 per battery.
Tires 17 inches and under (accepted only at Transfer Station)	Vehicle tires. No farm tractor tires will be accepted.	County residents including city residents - \$1.00 per tire. Commercial - \$1.00 per tire.
Tires 18 inches to 24 inches (accepted only at Transfer Station)	Vehicle tires. No farm tractor tires will be accepted.	County residents including city residents - \$3.00 per tire. Commercial - \$3.00 per tire.
Recyclable Materials	Newspapers, magazines, tin/aluminum cans.	No charge.
Hazardous Waste	No hazardous waste is accepted including insecticides, pesticides, herbicides, liquid paint, or paint thinners. Liquid paint will be accepted if mixed with sand, kitty litter, or sawdust and dried in the can.	N/A





Harris County Solid Waste Fund  
 4070 Barnes Mill Road  
 Hamilton, GA 31811  
 (706) 582-2982

**Single & Multi-Family Dwellings  
 Fee Schedule**

Dwelling Type	Definition	Price
Single Family	Incorporated and unincorporated area (per unit)	\$149 per year on tax bill
Multi-Family	Apartments, manufactured home parks (per unit)	\$149 per year on tax bill

**Commercial, Institutional, Industrial Establishments**

Building Type	Definition	Price
Commercial/ Institutional/ Industrial Establishments	6 or less 33-gallon containers per business. If more than 6 containers, contract with private vendor <b>OR</b> Company provides a 6 yard dumpster or contract with private vendor	\$149 per year on tax bill  \$79 per pull per container

**Other Fees**

Fee	Price
Credit Card Fee	\$3 minimum fee for the first \$100 or 3% of the total if over \$100 or Tax Commissioner's fee, whichever is applicable
Return Check Fee	\$30 or 5% of total amount whichever is greater

Convenience Centers (Harrisville, Hamilton, and Cataula) Hours of Operation						
Sunday	Monday	Tuesday	Wednesday	Thursday	Friday	Saturday
7 am to 5 pm	7 am to 5 pm	Closed	Closed	Closed	7 am to 5 pm	7 am to 5 pm

Transfer Station Hours of Operation						
Sunday	Monday	Tuesday	Wednesday	Thursday	Friday	Saturday
Closed	8 am to 4 pm	8 am to 4 pm	8 am to 4 pm	8 am to 4 pm	8 am to 4 pm	8 am to 4 pm

**GENERAL INFORMATION**

- Household garbage should be set out at the curb by 7:00 a.m. on the day of pick-up.
- Household garbage containers shall not be larger than 33 gallons and be made of plastic, galvanized iron, tin, or other suitable materials, have handles and tight-fitting lids. It is recommended that all household trash be bagged.
- Curbside collection does not include bulky items such as white goods, furniture, mattresses, bicycles, yard waste, and construction and demolition materials.

Board approved on: October 17, 2017

Effective Date: January 1, 2018



**Harris County Water Works**  
**11505 SR 315**  
**Cataula, Georgia 31804**  
**(706) 324-1175**

**Fee Schedule**

Item	Fee
<b>One-Time Water Installation Tap Fees</b>	
¾ inch Meter	\$1,300 includes meter installation by county
1 inch Meter	\$1,550 includes meter installation by county
Over 1 inch Meter	\$750 per dwelling or commercial unit does not include meter installation by county
Irrigation Meter	Same as above without the sewer usage charge
<b>Monthly Water Usage Rates</b>	
Residential	Minimum: \$13.60 for 0-1,000 gallons Over Minimum: \$5.96 per 1,000 gallons
Commercial	Minimum: \$32.52 for 0-1,000 gallons Over Minimum: \$6.52 per 1,000 gallons
Industrial	Minimum: None Over Minimum: \$4.62 per 1,000 gallons
<b>One-Time Sewer Installation Tap Fees (Mulberry Grove Development)</b>	
Single-Family Residence	\$4,000
Multi-Family Residence	\$1,000/dwelling unit
Commercial and all Other Uses	\$10,000/acre or \$3,000 per door whichever is greater
Office, School Uses	\$7,500 per acre
<b>Monthly Sewer Usage Rates (Mulberry Grove Development)</b>	
Residential	\$7.66 per 1,000 gallons of water used (will change as CWW changes their rates)
Commercial	\$7.66 per 1,000 gallons of water used (will change as CWW changes their rates)
<b>Other Charges</b>	
Deposit	\$50 If locked for non-payment, deposit increases to \$100
Water Reconnect Service Charge During Business Hours	\$25
Water Reconnect Service Charge After Business Hours	\$50
Late Fee	10% of Account Balance
Credit Card Convenience Fee	\$3 minimum fee for the first \$100 or 3% of the total if over \$100.
Return Check Fee	\$30 or 5% of total amount whichever is greater
<i>Water bills are mailed in two cycles each month and due by the 20<sup>th</sup> and 30<sup>th</sup>.</i>	

Board approved on: June 21,2022

Effective Date: July 1,2022

# HARRIS COUNTY GOVERNMENT OFFICIALS

## Elected Officials

Andrew Zuerner, Chairman  
Rob Grant, Vice-Chairman  
Susan Andrews, Commissioner  
Bobby Irions, Commissioner  
Becky Langston, Commissioner  
Gil McBride, Superior Court Chief Judge  
Ben Richardson, Superior Court Judge  
Maureen Gottfried, Superior Court Judge  
Arthur Smith, III, Superior Court Judge  
John Martin, Superior Court Judge  
Bobby Peters, Superior Court Judge  
Ron Mullins, Superior Court Judge  
Stacy Haralson, Clerk of Superior Court  
Thomas Lakes, Probate Court Judge  
Jennifer Webb, Magistrate Court Judge  
Stacey Jackson, District Attorney  
Mike Jolley, Sheriff  
Vickie Jamerson, Tax Commissioner  
Joe Weldon, Coroner

## Appointed Officials

Randall Dowling, County Manager  
Andrea Dzioba, County Clerk  
Russell Britt, County Attorney  
Sherrail Jarrett, Board of Elections & Registration  
Wayne Morris, Chief Appraiser  
Joey Loudermilk, Juvenile Court Judge  
Warner Kennon, Juvenile Court Judge

## Department Directors

Clint Chastain, Chief Financial Officer  
Jamie Webb, Facilities Maintenance Director  
Bucky Searcy, EMS Director  
Monty Davis, E911/EMA Director  
Cynthia Nelson, Prison Warden  
Mike Brown, Public Works Director  
Bobby Ammons, Vehicle Maintenance Director  
Ronnie Duke, Solid Waste Director  
Ashley Marston, Parks & Recreation Director  
Brian Williams, Community Development Director  
Ronnie Pendergrass, Airport Director  
Jeff Culpepper, Water Works Director  
Alex Santiago, Information Technology Director



**Harris County Board of Commissioners**

104 North College Street / P.O. Box 365  
Hamilton, Georgia 31811  
(706) 628-4958

[www.harriscountyga.gov](http://www.harriscountyga.gov)